



## Coat stands



## Presentation & Displays



## Counters & Reception desks



## Screens & Partitions



## Shelving & Storage



**KANTOOR**  
**SCHOOL**  
**LABORATORIUM**  
**Mmax**  
**MEDICAL**



# HIGHLIGHTS

## Glass cabinets *Expoline*



Elegant, stable and lockable glass cabinets with 4 shelves which can be placed at the desired height.

The cabinet stands on 4 adjustable feet, enabling the cabinet to be placed safe and secure.

Optional extras are a lighting set and castors.

1 Square model (W 425 x D 425 x H 1800 mm) # 3760

2 Rectangular model (W 850 x D 425 x H 1800 mm) # 3761

3 Round model (Ø 545 x H 1800 mm) # 3762

a Lighting set: 5 x 20 W spotlights, incl. low voltage transformer and 2 m cable # 3769

b Set of castors: 4 castors, all lockable # 3768

# CONTENTS



## Coat stands & Racks

Stainless-steel coat stands & Racks	04-07
Designer coat stands	08-09
Standard coat stands	10-11
Coat racks	12-13
Hotel lobby luggage trolleys & coat racks Arosa	14-15
Ashtrays & Umbrella stands	16-17



## Presentation & Displays

Wall mounted Brochure & Literature holders	18-19
Floor standing Brochure & Literature displays	20-21
Floor standing Brochure & Literature shelving	22-23
Display stands	24-25
Display columns	26-27
Wall & Poster display holders	28-29
Showcases, Infoboards & Pavement poster	30-31
Magazine & Brochure cabinets	32-33



## Screens & Partitions

Screening Metropol	34-35
--------------------	-------



## Counters & Reception desks

Counters	36-37
Compact counter Genua	38-39
Reception desk Atlantis	40-41



## Shelving

### Hygienic shelving

Galva / GalvaMed	42-43
------------------	-------

### Design shelving

Topline	44-45
M2	46-47

### Office shelving

Progress 500 / Progress 2000	48-51
------------------------------	-------

### Library shelving

Univers	52-53
Libra	54-55

### Storage shelving

Stora 100	56-57
Status	58-59

# Stainless steel coat stands & Racks



## Wall mounted coat hooks Arte

Stainless steel base tube 40 mm Ø.

with 3 coat hooks. L 450 x D 160 x H 120 mm

# 6879

with 4 hat hooks, 9 coat hooks. L 1150 x D 160 x H 180 mm

# 6870

## Coat hanger Arte, stainless steel, Ø 12 mm

# 6008



## Coat rack Arte

Mobile, double sided coat rack with 8 hat hooks and 18 coat hooks, made of stainless steel. L 1170 x D 460 x H 1795 mm.

# 6877

## Umbrella holder Arte

Stainless steel with drip tray, can be mounted either left or right.

# 6875



## Coat stand Arte

Stainless steel, 4 slideable bars, room for 8 coat hangers. Heavy stable base. Ø 410 mm, H 1800 mm.

# 6871

## Umbrella holder Arte

Stainless steel with drip tray.

# 6875

# Stainless steel coat stands & Racks



## Stainless steel and glass in a timeless elegant design.

Frame and coat hanger stand, made of high quality stainless steel with matt surface finish. All shelves are made of clear safety glass, with a maximal loading of 50 kg. The umbrella stand and drip tray can be mounted either on the left or right hand side.  
Dimensions: H 1900 x D 400 mm

**Coat hanger**  
Aluminium Ø 9 mm,  
powder coated  
in black.

# 6002

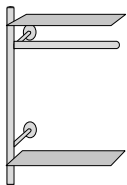


**Coat hanger**  
Stainless steel, Ø 12 mm

# 6008

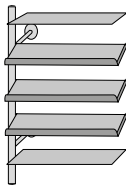


**Coat-stand unit**  
with coat-hanger rack /  
2 shelves  
W 800 mm



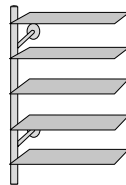
# 6861

**Literature display unit**  
2 shelves  
3 sloped shelves  
W 800 mm



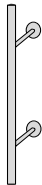
# 6863

**Shelf unit**  
5 shelves  
W 800 mm



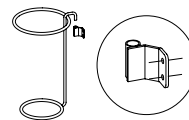
# 6865

**Final end upright**  
Ø 45 mm



# 6850

**Umbrella holder**  
with drip tray  
H 450 x Ø 300 mm



# 6855



# Stainless steel coat stands



## G 12 E

Solid and professional coat-stand, made of high-quality stainless steel. 6 coat-hangers are included.

Dimensions: Base 510 x 460 mm, H 1680 mm

# 6906

## Umbrella unit

# 6907



## Aristo coat stand

Modern elegant design, with 4 stainless steel columns, and a circular crown with 12 hooks.

The large stainless steel base provides extreme stability.

Dimensions: H 1700 x Ø 400 mm

# 6045

## Coat hanger arte

Stainless steel, Ø 12 mm

# 6008



# Stainless steel coat stands



## Cambridge coat stand

Two stainless steel columns, with coat hanger bar and a circular crown with 8 hooks. A satin finish glass plate for storage is above the circular crown. Dimensions: Ø 400 mm x H 1750 mm

# 6300

## Cambridge umbrella unit

Holder with drip tray can be mounted on either column.

# 6301



## Easy coat stand

A classic, modern stainless steel coat stand. 3 slideable bars for coat hangers. And integrated umbrella holder, the extremely stable granite base has a plastic cover with a recess which forms the drip tray. Dimensions: Ø 365 x H 1750 mm

# 6114

## Coat hanger arte

Stainless steel, Ø 12 mm

# 6008



# Designer coat stands



## 1 Wall mounted coat rack tec-art

Made of high quality steel, powder coated in aluminium silver finish. Clear safety glass plate for hats etc. Includes 5 coat hangers and 6 hooks.  
 Dimensions: W 600 x D 330 (without hangers) x H 1700 mm  
 Wall mounted coat rack tec-art # 6066

## 2 Coat stand tec-art

A free standing coat stand. The powder coated steel front visually conceals the clothing. All other parts are chromed steel. The powder coated steel front is available in aluminium silver, ruby red or anthracite. 5 chrome coat hangers are included.  
 Dimensions: W 600 mm x D 400 mm x H 1700mm  
 Coat stand tec-art aluminium silver # 6070  
 Coat stand tec-art anthracite # 6071  
 Coat stand tec-art ruby red # 6072

## 3 G8

Double column steel construction, powder coated in aluminium silver, with utility shelf in tempered glass, and 4 coat hooks, two on each column. This coat stand has a very stable base.  
 Dimensions: Base 670 x 370 mm, H 1800 mm  
 G8 # 6222  
 Coat hangers (set of 5) in aluminium silver # 6219


## 8+9 Coat hangers

8	aluminum silver	# 6219	set of 5 pcs
9	chrome	# 6006	set of 5 pcs





# Designer coat stands



## 4 Charles

A modern design coat stand in steel, powder coated in aluminium silver. A lot of stowage capability in a small area due to 4 x the double sided hooks. Very stable due to the heavy base. Umbrella stand with drip tray is an optional extra.

Dimensions: Oval base L 570 x D 420 mm, H 1710 mm

Charles # 6755

Umbrella holder with drip tray # 6757

Coat hangers (set of 5) in aluminium silver # 6219

## 5 Mali

An attractive coat stand with 8 coat hooks, includes an umbrella holder and drip tray. This coat stand is made of high quality steel, powder coated in aluminium silver. The top element is rotatable.

Dimensions: Ø 450 mm x H 1710 mm

Mali # 6004

Coat hangers (set of 5) in aluminium silver # 6219

## 6 Solitaire

Coat stand in modern design, with three square columns providing 8 hooks in total. In the centre is an integrated umbrella holder and drip tray.

Dimensions: Ø 400 mm x H 1750 mm

Solitaire # 6069

Coat hangers (set of 5) in aluminium silver # 6219

## 7 Kent

A multifunctional compact high capacity wall mounted coat stand. Made of high quality steel powder coated in aluminium silver. Includes 4 coat hangers, 4 strong magnetic hooks and 2 glass shelves made of satin finish safety glass. An optional umbrella holder with drip tray is available.

Dimensions: W 800 x D 360 (without hangers) x H 1800 mm

Kent # 6765

Umbrella holder with drip tray # 6767

## 8+9 Coat hangers



8 aluminum silver # 6219 set of 5 pcs

9 chrome # 6006 set of 5 pcs

# Coat stands



## 1 Rondo

The top element is rotatable, the heavy concrete filled base gives this coat stand extreme stability, integrated umbrella holder and drip tray.

Dimensions: H 1760 mm x Ø 520 mm

Rondo black (not pictured) # 6080

Rondo aluminium silver/black (not pictured) # 6082

Rondo chrome/black (pictured) # 6280

## 2 Ohio

An attractive modern coat stand, top element is rotatable, powder coated steel, in aluminium silver, concrete filled base gives extra stability.

Dimensions: H 1760 mm x Ø 390 mm

Ohio # 6051

Coat hangers (set of 5), in aluminium silver # 6219

## 3 Prima

Rotatable top element, heavy and stable base. Has 5 hat hooks and 10 coat hooks. Integrated umbrella holder and drip tray.

Colour: black/aluminium matt

Dimensions: H 1760 mm x Ø 500 mm

Prima # 6710

## 4 Stilo

Rotatable top element, heavy and stable base. 5 inner coat hooks and 5 outer coat hooks. Includes umbrella holder and drip tray.

Colour: aluminium matt

Dimensions: H 1760 mm x Ø 500 mm

Stilo # 6903

Coat-hanger, set of 5 pcs, aluminium silver # 6219

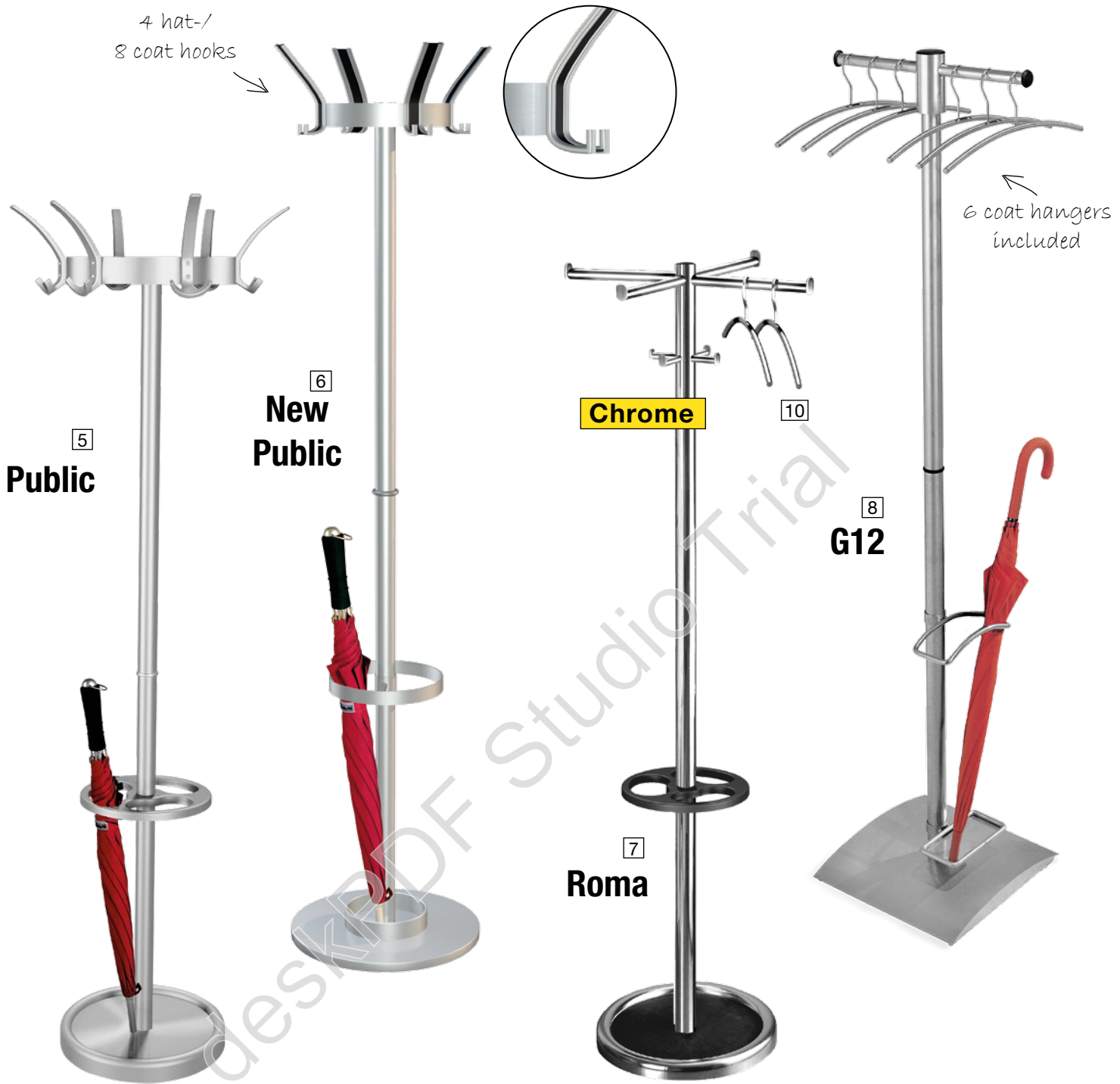
## 9+10 Coat hangers



9 aluminium silver # 6219 set of 5 pc

10 chrome # 6006 set of 5 pc

# Coat stands



## 5 Public

With a rotatable top element and a heavy concrete filled base. 6 hat hooks and 12 coat hooks. Umbrella holder, drip tray integrated in the base. Colour: aluminium silver. Dimensions: Ø 500 x H 1750 mm

Public 6 / 12	# 6796
Coat hangers (set of 5), in aluminium silver	# 6219

## 6 New Public

A very stable coat stand made of high quality steel powder coated in aluminium silver. Hooks are in aluminium silver and black. The rotatable top has 4 hat and 8 coat hooks. Integrated umbrella holder, drip tray integrated in the base. Dimensions: Ø 400 x H 1770 mm

New Public 4 / 8	# 6284
------------------	--------

## 7 Roma

Chrome coated coat stand, stable heavy concrete filled base. Dimensions: Ø 500 x H 1700 mm

Roma	# 6229
Coat hangers (set of 5), chrome	# 6006

## 8 G12

A highly modern designed coat stand made of high quality steel powder coated in aluminium silver with a heavy steel base. Includes 6 coat hangers. Dimensions: Base 510 mm x 460 mm, H 1680 mm

G12	# 6909
Coat hangers (set of 6) included	

## 9+10 Coat hangers



9 aluminium silver	# 6219	set of 5 pc
10 chrome	# 6006	set of 5 pc

# Coat racks



## 1 Mobile coat rack Event

An extra long coat rack. Made of steel tubing making it very stable, powder coated in aluminium silver. Clothes rail Ø 30 mm. Is mobile due to the 4 castors which are all lockable. Dimensions: L 1780 x W 530 x H 1710 mm

Mobile coat rack Event # 6030

### Coat hangers:

2 plastic  
black



Set of 5 pcs # 6004



Aluminium

## 3 Mobile coat rack Multiline

Made of aluminium, has a large clothing capacity. Is available in three lengths. An optional extra is the umbrella holder with drip tray, which can be mounted on either of the end uprights. An ideal coat rack for large events.

with 10 hat hooks and 36 coat hooks # 6751 W 1000 x D 400 x H 1700 mm

with 14 hat hooks and 52 coat hooks # 6754 W 1400 x D 400 x H 1700 mm

with 18 hat hooks and 68 coat hooks # 6758 W 1800 x D 400 x H 1700 mm

## 4 Umbrella holder Multiline

Umbrella holder with drip tray # 6769

## 5 Wall placed coat rack Sevilla

A large capacity coat rack, made of steel powder coated in aluminium silver. 8 hooks on the lower crossbar, the upper cross section can be equipped with either coat hangers or hooks. Optional extras are an umbrella holder with drip tray and castors.

Dimension: W 1000 x D 430 x H 1700 mm

Coat rack Sevilla # 6186

## 6 Coat hangers (2 pcs)

# 6188



## 7 Hooks (5 pcs)

# 6189



## 8 Castors (Set of 4, lockable)

# 6727



## 9 Umbrella holder with drip tray

# 6187



# Coat racks

## Options



with hooks

6



with a combination  
of hangers and hooks

5 + 6

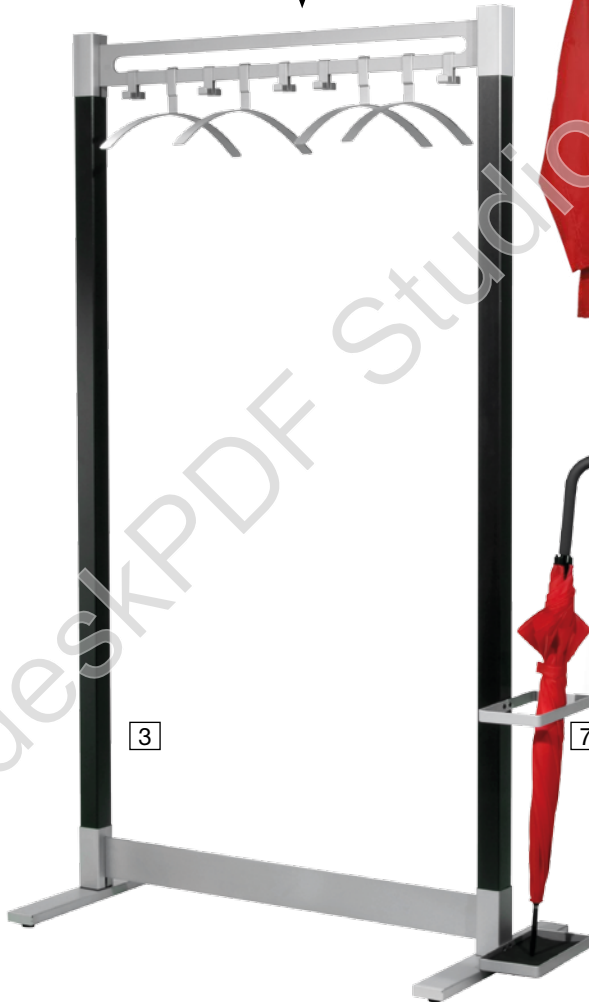
1



Wall mounted  
coat rack



Free-standing coat rack



coat stand

Single sided coat rack

### 1 Montana wall mounted coat rack

Includes shelf for hats etc, for either 6 coat hangers or hooks (Pic. 5+6)  
L 1000 x D 370 x H 125 mm

Montana wall mounted coat rack # 6551

### 2 Coat stand Montana

Elegant and modern, very stable concrete base. Recommended for either 6 coat hangers or 6 hooks (Pic. 5+6) Umbrella holder and drip tray is an optional extra (Pic. 7). L 550 x D 370 x H 1700 mm

Coat-stand Montana silver/black # 6550

### 3 Coat rack Montana

Extremely stable. Umbrella holder and drip tray can be mounted on either side (Pic.7) recommended for either 10 coat hangers, 10 hooks or a combination of both (Pic 5+6). L 1000 x D 460 x H 1700 mm

Single-sided wardrobe silver/black # 6553

### 4 Single sided coat rack Montana

Upper shelf. Umbrella holder and drip tray can be mounted on either side (Pic.7) recommended for either 10 coat hangers, 10 hooks or a combination of both (Pic 5+6). L 1000 x D 430 x H 1700 mm

Single sided coat rack Montana silver/black # 6552

### Montana accessories

5 Coat hangers (set of 2) # 6558

6 Double hooks for Montana (set of 5) # 6557

7 Umbrella holder & drip tray # 6556

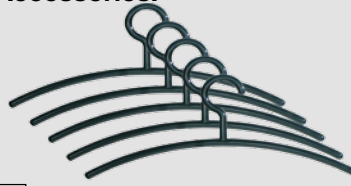
8 Castors for Montana (Set of 4, lockable) # 6727



# Hotel lobby luggage trolleys

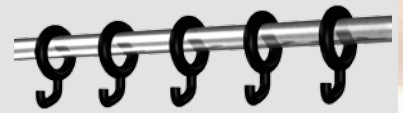


## Accessories:



**2** Coat hangers, plastic  
black

Coat hangers (set of 5 pcs.) # 6004



**3** Hooks, plastic  
black

Hooks (set of 5 pcs.) # 6178

**Professional lobby luggage trolley**  
for reception areas, hotels,  
wardrobe rooms and  
tourist facilities

## **1** Lobby luggage trolley Jupiter

A professional mobile trolley, extremely stable chromed steel construction. An upper storage shelf, coat hanger bar and lower luggage shelf with non-slip rubber. Heavy duty castors with wall deflectors (2 of them are lockable)  
L 1000 x D 500 x H 1700 mm

Lobby luggage trolley Jupiter # 6180

## **4** Lobby luggage trolley Chromo

A light chromed steel trolley/coat rack. Due to the extra length of 1510 mm it has a larger carrying capacity.  
L 1510 x D 450 x H 1790 mm

Lobby luggage trolley Chromo # 6016



## Accessories:



**2** Coat hangers, plastic  
black


Coat hangers (set of 5 pcs.) # 6004



**5** Coat hangers, steel  
aluminium silver

Coat hangers (set of 5 pcs.) # 6219


# Coat racks



with 6 hat- and 12 coat-hooks

## Arosa wall mounted coat hanger

Attractive modern wall mounted coat hanger, strong double hooks in Technopolymer. Can be mounted as a single element or extended using more elements placed together, utilizing optimal room space.



**1** Arosa wall mounted coat rack  
L 950 x D 80 x H 190 mm (each element),  
extendable

Arosa wall mounted # 6405

## Arosa free-standing coat rack



- Free-standing coat rack
- Technopolymer hooks, metal rail
- 12 top hooks and 24 single hooks
- Includes umbrella holder and drip tray
- Colour: aluminium/silver

## **2** Arosa free-standing coat rack

L 1070 x D 425 x H 1700 mm, inklusive Schirmhalter

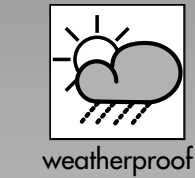
Arosa free standing coat rack # 6415



# Ashtrays

## Ashtray column Pio

Elegant and stable stainless steel ashtray column in two versions:



weatherproof



1



2

### 1 Ashtray stand Pio

Ashtray stand with an elaborate top, for stubbing out cigarettes at a comfortable height. Triangular key is supplied for simple and easy emptying of ash. Stable base that can be anchored to the floor (mounting items included).


Dimensions: ø 175 x height 1020 mm, volume 1,7 liter.

Ashtray stand Pio # 6288

### 2 Wall mounted ashtray Pio

Ashtray complete with material for wall mounting. Dimensions: ø 75 x height 450 mm, volume 1,7 liter.

Wall mounted ashtray Pio # 6289



weatherproof



self-extinguishing



3

### 3 Combination ashtray Duo

A modern designed ashtray. Easy emptying of the ash and rubbish compartment. Stable base that can be anchored to the floor (mounting items included).

Ashtray volume: 0,75 liters, rubbish holder: 6,5 liter.


Dimensions:

H 810 x Ø 190 mm

Combination ashtray Duo # 6287



# Ashtrays / Umbrella stands



weatherproof



self-extinguishing

## Safety ashtray stand tec-art E

Made of stainless steel, ideal for outdoor areas. Stable base that can be anchored to the floor. Removeable 15 liter rubbish bin. Weatherproof hood as optional extra.

Dimensions without the weather-guard:

H 640 x Ø 320 mm

Dimensions wheather-guard:

H 190 x Ø 320 mm



Safety ashtray # 6291

Weather-guard # 6292



also ideal for pocket umbrellas



## Umbrella stand Tim

Made of stainless steel.

Also ideally suited for pocket umbrellas.

Dimensions: H 490 x Ø 300 mm

Umbrella stand # 6264

## Umbrella stand tec-art

Made of stainless steel.

Dimensions: H 550 x Ø 300 mm

Umbrella stand # 6060

# Brochure holders

## Magazine holder – wall mounted

Powder coated wire construction providing 11 compartments. Filling depth for each compartment is 30 mm. Colour: light grey.

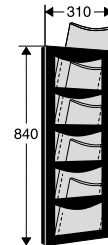
W 260 x H 1400 mm. (compartment inner dimension W 250 mm)

# 6502

## NovaX – wall mounted

5 transparent A4 compartments. Filling depth of each is 20 mm. Frame colour: aluminium/silver (compartment inner dimension W 212 mm)

# 6398

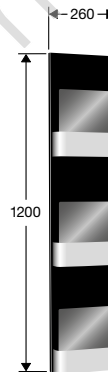


## First – wall mounted

Presentation of brochures/literature in DIN A4, DIN A5 and DL format. Powder coated steel frame in anthracite. Holders in silver. The brochures are held in position by acrylic sheets.

W 260 x D 65 x H 1200 mm (compartment inner dimension W 230 mm)

# 6594

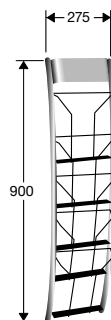


## Filio II – wall mounted

A modern attractive brochure/literature holder with 5 compartments for DIN A4, DIN A5 or DL format, filling depth of each compartment is 32 mm. Included is a foil with "Info" lettering which can be stuck on the header rail. Mounting items are included.

W 275 x D 120 x H 900 mm (compartment inner)

# 6980



# Brochure holders



## Varia counter display

An attractive counter display for DIN A4, DIN A5 and DL brochures and literature. Very stable steel construction. Powder coated in aluminium silver colour. Compartment filling depth: 28 mm.

Varia with 3 compartments W 320 x D 240 x H 320 mm  
# 6512

Varia with 5 compartments W 320 x D 240 x H 390  
# 6506

*Logo/Inscription space*

## Varia brochure holder wall mounted

A variable display for DIN A4, DIN A5 and DL formats. Brochure/literature are held by clear acrylic sheets, metal powder coated frame. Space for Logo/inscription foil at the bottom of the frame. Compartment filling height: 20 mm. Dimension: W 310 x D 100 x H 1020 mm

# 6507



*Logo/Inscription space*

## artline wall mounted brochure holder

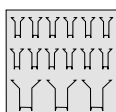
This attractive brochure holder is available in two models. Either 4 x DL or 3 x DIN A4 holders. The metal support is powder coated silver in colour and is fixed to the wall using stainless steel mounts. Compartment filling depth: 33 mm.

4 x DL holders W 180 x D 65 x H 1020 mm  
# 6196

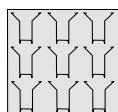
3 x DIN A4 holders W 290 x D 65 x H 1020 mm  
# 6195




18 small and 9 large holders are delivered together with the rear panel. You have unlimited variation possibilities, for example:



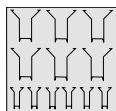
12 x 1/3 A4  
3 x A4



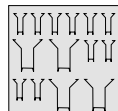
9 x DIN A4



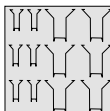
18 x 1/3 A4



6 x 1/3 A4  
6 x A



10 x 1/3 A4  
4 x A4



6 x 1/3 A4  
6 x A4

## Focus – multi variable wall mounted

A powder coated large panel in aluminium silver colour, with punches holes, for the attachment of chrome plated brochure/literature holders DIN A4 or DL format.

Filling depth = 33 mm.  
Dimensions: W 750 x H 1000 mm.

# 6201



# Brochure/Display stands



Optional: Practical transportation bag

1

## 1 Tec-Art, folding display stand

With 4 acrylic holders. Folding mechanism allows easy and quick assembly and packing, complete with brochures. Powder coated in aluminium silver colour. A black nylon transportation bag is also available. Fillig depth 43 mm, net weight 6 kg.

Dimensions (standing): W 260 x D 300 x H 1500mm, (folded H 450 mm)

Tec-Art Folder	# 6991
Carrying bag	# 6992



©  
A4 "NEWS"  
foil

2

3

rotatable

A4 and 1/3 A4 pockets available.  
To create 1/3 A4 make use of a divider. (b).

## 2 Tec-Art, display stand

This display stand consists of two elements:

a) The powder coated stand and base element

b) Acrylic holders for the brochure/literature (these must be ordered separately)

The metal, powder coated display, has space for 12 acrylic holders, (6 on each side).

Holders are for DIN A4 or using a divider (optional extra) DL format. An optional

information foil printed with "NEWS" is also available for the top of the display.

Dimensions: W 300 x D 400 x H 1660

## 3 Tec-Art, rotating display stand

Dimension: Base ø 540 x H 1710 mm | Colour: aluminium silver

2	tec-art display stand	# 6337
3	tec-art rotating display stand	# 6346
Ⓐ	Acrylic pocket A4, filling depth = 60 mm	# 6338
Ⓑ	Divider for DL format	# 6942
©	Shelf adhesive "NEWS" foil	# 6944

# Brochure/Display stands



## 4 Vito

A metal powder coated in aluminium/silver colour, display stand for 8x DIN A4 format, with a filling depth of 20 mm. Can be used either free-standing or mounted on the wall (has a foldable base). Wall mounting set is included. Dimensions: W 230 x D 420 x H 1500 mm

Display stand Vito (free-standing or wall-mounted)

# 6358

## 5 Varia 7 x DIN A4

A metal powder coated convex construction display stand in aluminium/silver colour. Allows for 7 DIN A4 brochures/literature or 14 DL brochures/literature, or a combination of both. Generous space below on the front for displaying any logo or advertising. Filling depth: 26 mm. Dimensions: W 320 x D 340 x H 1320 mm

Display stand Varia

# 6509

## 6+7 Display stand First

A display presentation stand with 4 compartments for DIN A4, DIN A5 and DL formats. Steel powder coated in anthracite, holder frame base in silver. The brochures/literature are held in place by acrylic sheets. A printed foil with "INFO" is included. Compartment filling depth 40 mm.

Dimensions: W 300 x D 300 x H 1750 mm (4 x DIN A4) / W 540 x D 300 x H 1750 mm (8 x DIN A4)


Display stand First, 4 x DIN A4

# 6596

Display stand First, 8 x DIN A4

# 6597

# Brochure shelving



**1** Delta



**1** Delta

Side upright depth dimensions top 9 cm, bottom 25 cm

## **1** Delta

A novel concept of Brochure/Literature stand with punched-hole metal shelving and side walls of wood. Colour: aluminium/silver. There is also a model with LED lighting in the front edge.

Models: 4 x DIN A4 or 12 x DIN A4

Colour: aluminium/silver

4 x DIN A4	W 530 x D 340 x H 1550 mm	# 6350
12 x DIN A4	W 780 x D 340 x H 1700 mm	# 6351
12 x DIN A4 incl. LED	W 780 x D 340 x H 1700 mm	# 6352

## **2** Sirius

A design orientated steel display stand, powder coated in aluminium silver colour. The shelves have perforated holes, and an information plinth at the top for logo or advertising space. The display base is mounted on castors, making it very mobile.

Models: 4 x DIN A4 or 12 x DIN A4

4 x DIN A4	W 530 x D 340 x H 1550 mm	# 3473
12 x DIN A4	W 780 x D 340 x H 1700 mm	# 3471



**2**

**Sirius**

# Mobile brochure/literature displays



**3**  
**Artline**



### **3** Artline

Perforated angled steel shelves with an 90°, 40 mm lower edge. A lockable storage cabinet is also available (D 380 x H 380 for files/catalogues etc.). The top support provides space for logo or advertising.

20 x DIN A4	W 930 x D 350 x H 1700 mm	# 3487
16 x DIN A4	with lockable cabinet	# 3489

**Convenient,  
lockable cabinet**

### **4** Ecoline

3 models are available, steel construction, powder coated in aluminium/silver colour. 4 x acrylic shelves with an 90°, 40 mm lower edge. Mobile unit on lockable castors.

4 x DIN A4	W 310 x D 350 x H 1600 mm	# 6312
12 x DIN A4	W 710 x D 350 x H 1600 mm	# 6313
16 x DIN A4	W 910 x D 350 x H 1600 mm	# 6315



**4**  
**Ecoline**



# Display stand narrow



## Display stand narrow

These narrow display stands are ideal for presenting brochures and literature. The powder coated steel stand has perforated holes on the front surface for the attachment of chrome wire holders for DIN A4, DIN A5 or DL brochures/literature. Poster pockets with magnetic strips can also be easily attached.

Steel finish, colour: aluminium silver

1	Display stand narrow W 260 x D 420 x H 1650 mm	# 6930
2	Brochure holder DL format, filling depth = 33 mm (set of 2)	# 6941
3	Brochure holder A5 format, filling height = 33 mm (set of 2)	# 6923
4	Brochure holder A4 format, filling height = 33 mm (set of 2)	# 6940
5	Poster pocket A4 format, W 210 x H 297 mm (set of 2)	# 6914
6	Halogen lighting set, 1 x 20W, incl. Transformer and 4m cable	# 6920

To change posters:

1. Open the pocket
2. Place the poster between the foil
3. Close the foil
4. Attach the pocket on the front of the stand with the magnetic strips



Halogen lamp

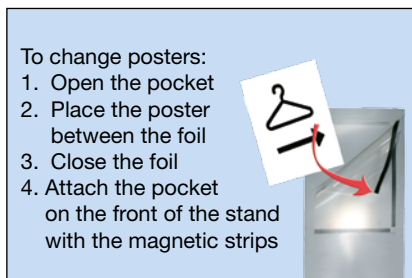


# Display stand wide



## Display stand wide

These wide display stands correspond in construction to the narrow stands on the previous page and are ideal for presenting brochures and literature. The powder coated steel stand has perforated holes on the front surface for the attachment of chrome wire holders for DIN A4, DIN A5 and DL brochures/literature. Poster pockets with magnetic strips can also be easily attached.



- To change posters:
1. Open the pocket
  2. Place the poster between the foil
  3. Close the foil
  4. Attach the pocket on the front of the stand with the magnetic strips



Halogen lamp

1	Display stand wide W 520 x D 460 x H 1650 mm	# 6932
2	Brochure holder DL format, filling depth 33 mm (set of 2)	# 6941
3	Brochure holder DIN A5, filling height 33 mm (set of 2)	# 6923
4	Brochure holder DIN A4, filling height 33 mm (set of 2)	# 6940
5	Poster pocket DIN A4, W 210 x H 297 mm (set of 2)	# 6914
	(not illustrated) Poster pocket A3 W 297 x H 420 mm	# 6943
6	Poster pocket A2 W 420 x H 594 mm	# 6948
7	Halogen lighting set, 1 x 20W, incl. Transformer and 4m cable	# 6920

# Display columns

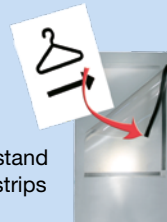


## tec-art display column

These display columns come in two models, narrow and wide. They are double sided allowing the presentation of brochures and literature on both sides of each column. The powder coated steel stand has perforated holes on the front surface for the attachment of chrome wire holders for DIN A4, DIN A5 and DL brochures/literature. Poster pockets with magnetic strips can also be easily attached.

1	Display column narrow, W 400 x D 250 x H 1650 mm	# 6919
2	Display column wide, W 600 x D 320 x H 1650 mm	# 6957
3	Brochure holder DL format, filling depth 33 mm (set of 2)	# 6941
4	Brochure holder DIN A5, filling depth 33 mm (set of 2)	# 6923
5	Brochure holder DIN A4, filling depth 33 mm (set of 2)	# 6940
6	Poster pocket DIN A4 (set of 2)	# 6914
	Poster pocket DIN A3 (not illustrated)	# 6943
	Poster pocket DIN A2 (not illustrated)	# 6948
7	Halogen lighting set, 1 x 20W, incl. Transformer and 4 m cable	# 6920

To change posters:  
 1. Open the pocket  
 2. Place the poster between the foil  
 3. Close the foil  
 4. Attach the pocket on the front of the stand with the magnetic strips

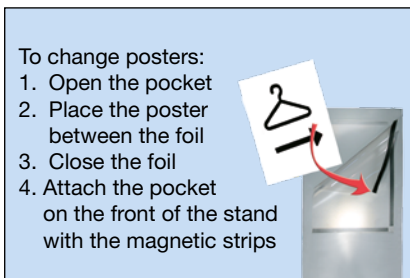


# Display column - large

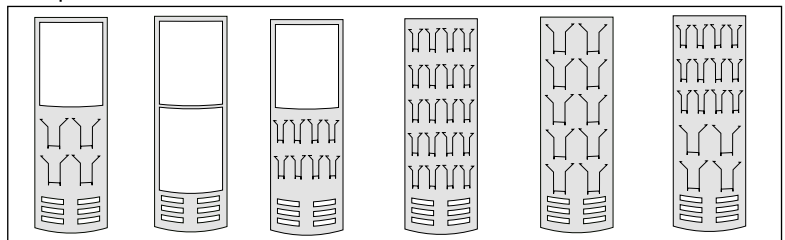


## tec-art column "Size"

This large, extremely effective display column, is double sided and stands on a very stable oval base, allowing the presentation of brochures and literature on both sides of the column. The powder coated steel stand has perforated holes on the front surface for the attachment of chrome wire holders for DIN A4, DIN A5 and DL brochures/literature. Poster pockets with magnetic strips can also be easily attached.

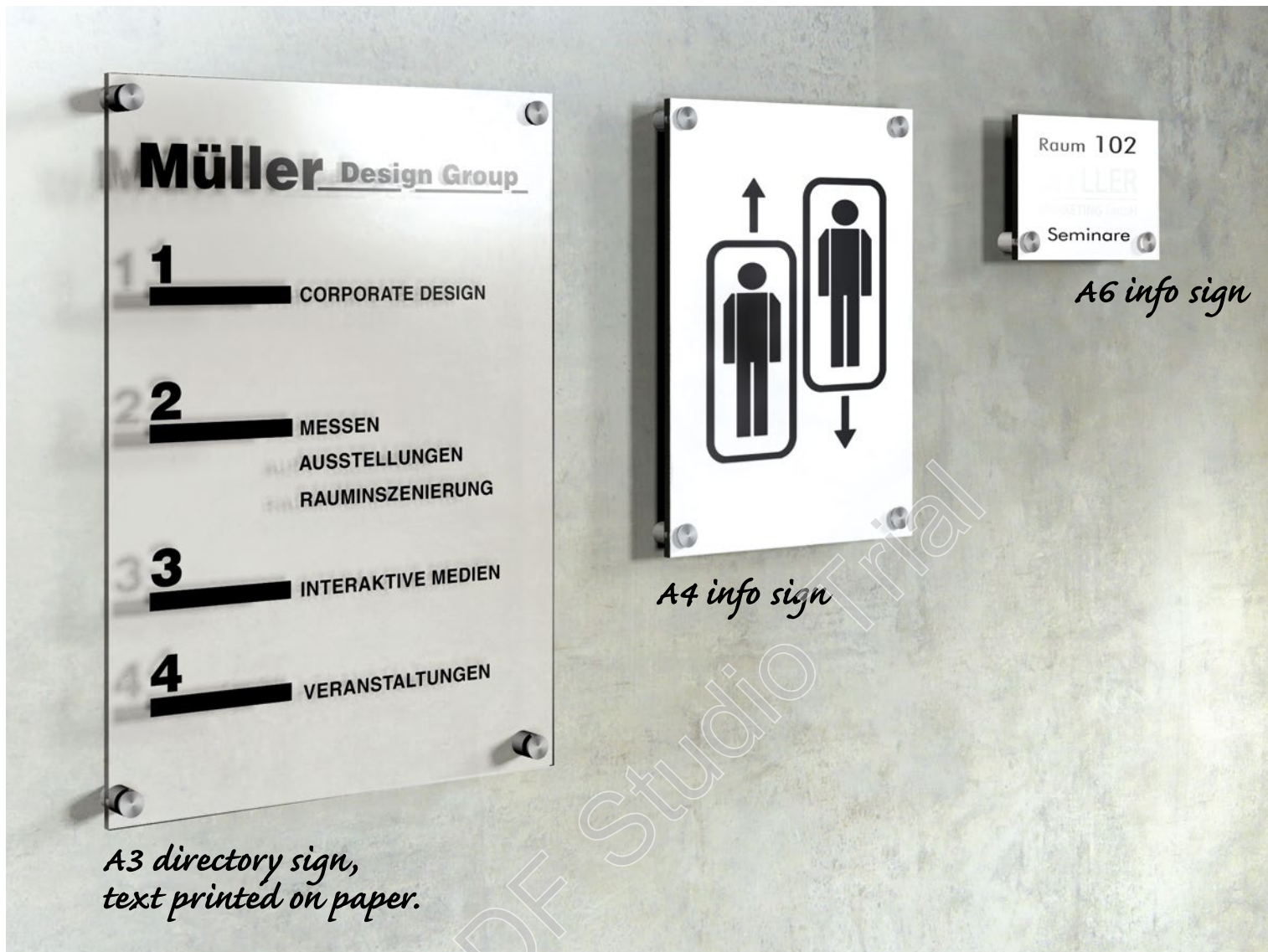


## Examples of Combinations



1	Display column "Size", W 770 x D 330 x H 1850 mm	# 6936
	Poster pocket DIN A4 (not illustrated)	# 6914
2	Poster pocket A3	# 6943
	Poster pocket DIN A2 (not illustrated)	# 6948
3	Poster pocket A1	# 6947
4	Brochure holder DL format, filling depth 33 mm (set of 2)	# 6941
	(not illustrated) Brochure holder DIN A5, filling depth 33 mm (set of 2)	# 6923
5	Brochure holder DIN A4, filling depth 33 mm (set of 2)	# 6940
6	Halogen lighting set, 1 x 20W, incl. Transformer and 4 m cable	# 6920

# Wall and door signs



*A3 directory sign,  
text printed on paper.*


*A4 info sign*

*A6 info sign*

## Wall and door signs

These signs consist of two acrylic sheets. The sign is fixed to the wall by stainless steel supports and inserts. Once the sign is assembled, the contents of the sign can be simply changed by removing the inserts and placing the new information between the acrylic sheets.

Door/Table sign DIN A6 # 6950	(105 x 148 mm) (set of 3)
Sign DIN A4 # 6951	DIN A4 (210 x 297mm)
Sign DIN A3 # 6952	DIN A3 (297 x 420 mm)



### Changing the sign:

Simply remove the stainless steel inserts. Place the new sign between the acrylic sheets and replace the inserts into the wall mounts.



### sign Pictographs

CD-ROM presenting 45 pictographs for rapid and individual design of your signs.

CD-ROM  
# 6959

### Examples



# Wall signs/displays



**DIN A2**

**DIN A3**

**DIN A4**

**DIN A1**



*The posters are easily changed.*

## Wall sign/display "Look"

These signs/displays are constructed from two steel powder coated uprights, in aluminium/silver colour, and an acrylic poster pocket. Changing of posters is very quick and simple. Mounting material is included.

---

Poster holder Look DIN A4 W 266 x D 20 x H 354 mm  
# 6530 (set of 3)

---

Poster holder Look DIN A3 W 377 x D 20 x H 500 mm  
# 6527

---

Poster holder Look DIN A2 W 532 x D 20 x H 700 mm  
# 6528

---

Poster holder Look DIN A1 W 754 x D 20 x H 1000 mm  
# 6529

---

# Showcase and Infoboard

## Infoboard "Look"



*Infoboard Look*

The infoboard is made of steel with a matt glass front panel.

- incl. marker/pen tray
- Space for 8 x DIN A4 info sheets
- Glass surface can be used with markers etc.
- Dimensions board: H 700 X W 900 mm
- Dimensions board and frame: H 840 X W 1060 mm



Strong small round magnets with chrome surface finish for infoboard

Infoboard Look	# 6518
----------------	--------

### Accessory

Power magnets 10 piece / pack	# 6519
-------------------------------	--------



*Showcase 8 x A4*

## Showcase "Look"

- for indoor use only
- Attractive design combination
- Sliding doors in ESG safety glass
- Lock, with set of 2 keys
- Space for 8 x DIN A4 or 4 x DIN A3 posters
- Dimensions (internal area): H 714 X W 914 mm
- Dimensions (external): H 840 X W 1060 mm
- Depth (internal): 20 mm

Look 8 x DIN A4	# 6522
-----------------	--------

### Accessory

Magnets 10 pcs/set	# 6513
--------------------	--------

# Pavement poster sign *Boston*



## ***Pavement poster sign Boston***

A mobile wheeled, high quality weatherproof display unit (DIN A1), double sided. An extremely stable metal construction, including 2 x UV protective foils with magnetic strips to secure your advertising poster. The advertising surface is convex for good perception.

Weight: 12,5 kg, colour: Aluminium/Silver

Dimensions: W 720 x D 700 x H 1150 mm

# 6898

# Brochure and literature cabinets Media

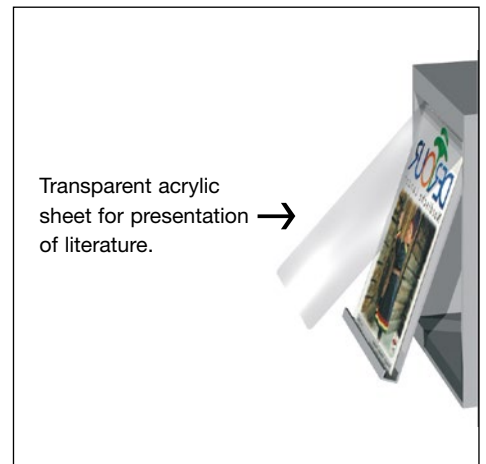


## Brochure and literature cabinets Media

### For the presentation of brochures, catalogues and magazines.

For travel agents, libraries and archives. All storage compartments have a transparent front flap with a bottom edge to enable brochures/catalogues/magazines to be presented. Each front flap can be raised and pushed back, the compartment behind the front flap (W 215 x H 330 mm) can be used to store catalogues/brochures, etc. Cabinet dimensions: W 970 x D 420 x H 2200 mm.

The corpus frame and plinth is made of E1 graded melamine coated wood. The header board has a transparent rail enabling easy insertion of a white cardboard strip for any inscription that may be required. The high load capacity shelves are of powder coated steel, in RAL 7035 light grey colour. This item is delivered flat packed.



Cabinet: with 24 compartments, front flaps W 220 x H 310 mm, Compartment filling height: 300 mm  
# 3790

Cabinet: with 48 compartments, front flaps W 220 x H 155 mm, Compartment filling height: 300 mm  
# 3791

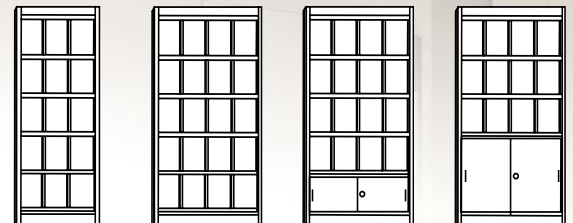


# Brochure and literature cabinets *Print*



## Brochure and literature cabinet *Media*

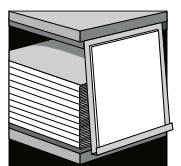

The corpus and frame with single compartments and plinth is made of E1 graded melamine coated wood. Each storage compartment has a transparent front flap with a bottom edge of 17 mm to enable brochures/catalogues/magazines to be presented. Each front flap can be raised and pushed back, enabling access to the literature in each compartment. The shelves are polyester coated, with a high load capacity and are made of high quality steel. Two models have a sliding door cupboard which is lockable. The complete cabinet is in RAL7035 light grey colour. Each compartment inner dimensions: W 215 x D 330 x H 330 mm. Compartment's inner dimensions: W 215 x D 330 x H 330 mm



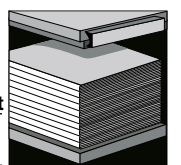
Brochure cabinet 15 x A4	Brochure cabinet 20 x A4	Brochure cabinet 16 x A4 with sliding-door cabinet, 1 file height	Brochure cabinet 12 x A4 with sliding-door cabinet, 2 file height
light grey W 740 x D 420 x H 1910 mm	light grey W 970 x D 420 x H 1910 mm	light grey W 970 x D 420 x H 1910 mm	light grey W 970 x D 420 x H 1910 mm
# 3796	# 3795	# 3794	# 3793

## Universal Brochure shelving

The shelving unit is 1000 mm wide and 300 mm deep. Each shelf has 4 front flaps, each is 230 mm wide with an acrylic front sheet. Each flap can be raised and pushed back, enabling access to stored literature behind the front flap. The unit is constructed in steel, powder coated in light grey, each shelf has a load capacity of 80 kg, the complete unit has a load capacity of 400 kg.

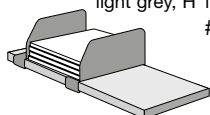


flap closed



flap raised

**Movable shelf divider**  
light grey, H 155 mm  
# 8719



1000 wide 2000 high with 7 shelves	Base element # 8840	Extension element # 8841
--	------------------------	-----------------------------



# Whiteboard and screening *Metropol*



## Screen system in 5 designs:

- 1 Perforated steel element, for magnetic use, extremely versatile for displays.
- 2 Whiteboard steel element, magnetic, also for use with boardmarkers.
- 3 Wooden element, an elegant partition / screen, sound absorbing.
- 4 Frosted acrylic element, a translucent partition / screen.
- 5 Acoustic element, noise protection, sound absorbing partition / screen approved. In accordance to DIN ISO 354 and ISO 11654.

These elements can be placed linearly or angled (45°, 90°, 135°) and extended in your desired combination. Either on a fixed base or mobile with the optional castors.

- 6 At the end of the desired combination, you require a final support column.
- 7 Castors (set of 4), these are lockable.

Screen dimensions: W 800 x H 1750 mm  
Width of complete screen and columns W + 55 mm.



# Whiteboard and screening Metropol


















## Accessories for perforated metal partition / screens

(A) Brochure mount Din A4	holds 33 mm of literature (2 pc)	6940	
(B) Brochure mount, DL	holds 33 mm of literature (2 pc)	6941	
(C) Sloped shelf for brochure presentation	W 750 x D 310 mm	6978	
(D) Utility shelf, with lateral supports (not pictured)	W 750 x D 300 mm Load capacity 15 kg, max. 2 shelves per Partition / Screen	6979	
(E) Set for flipchart - block (block mount + marker tray)	For standard flipcharts with 300 mm slot spacing	6977	

## Poster pockets for perforated metal and whiteboard elements

Clear plastic, with magnetic strips. Enables document change in seconds.

(F) A2 Poster pocket	W 420 x H 594 mm	6948	
(G) A1 Poster pocket	W 594 x H 820 mm	6947	

						
<b>1</b>	<b>2</b>	<b>3</b>	<b>4</b>	<b>5</b>	<b>6</b>	<b>7</b>
Perforated steel element W 800 x H 1750 mm No: 6966	Whiteboard element W 800 x H 1750 mm No: 6967	Wooden element W 800 x H 1750 mm No. 6964(White) No. 6965(green)	Acrylic element W 800 x H 1750 mm No: 6917	Acoustic element W 800 x H 1750 mm No: 6916	Final support H 1750 mm No: 6929	Set of 4 castors, lockable No. 6915
 silver	 white	 white  green	 transparent	 white	 silver	 silver

# Counter



Width: 900 mm  
Weight: < 20 kg

Turin



View of combined counters



Rear view



Rear view with swing door

## Mobile Counter Turin

The counter is collapsible and weighs less than 20 kg, and can be transported using the carry bag (optional extra). The assembly of this counter is easily achieved by one person in a few minutes. The front of the counter has perforated holes, enabling the attachment of holders (not included) for brochures and literature. Larger posters can be attached using poster pockets with magnetic strips. The counter is extendable simply by placing several counters together (see pic.). Lockable doors are also available as an optional extra. Material: Steel powder coated in white, with beech wood finish counter top.



2 + 4

Counter: Transport und assembly.

1	Counter Turin W 900 x D 380 x H 1000 mm	# 3982
2	Carry bag for the counter	# 3971
3	Lockable doors	# 3972
4	Carry bag for doors	# 3973
<b>Accessories</b>		
a	Poster pocket DIN A1 W 594 x H 840 mm	# 6947
b	Brochure holder DL (set of 2)	# 6941
c	Brochure holder A4 (set of 2)	# 6940

# Counter

## Counter Expo

A large counter with good storage space in the rear. The metal front of the counter has perforated holes in it, enabling the attachment of holders for brochures and literature DIN A4, DL. Larger posters can be attached using the poster pocket DIN A1 with magnetic strips. 5 x castors which are lockable are an optional extra. Material: Steel, powder coated, colour aluminium/silver, wood in beech veneer.

1	Counter Expo	W 1240 x D 480 x H 1100 mm	# 6996
a	A1 poster pocket	W 594 x H 840 mm	# 6947
b	DL brochure holder	filling height = 33 mm (set of 2)	# 6941
c	A4 brochure holder	filling height = 33 mm (set of 2)	# 6940
d	Set of castors (set of 5)		# 6997



Expo

d Design-castors available



View of combined counters



Rear view of the counter  
(Compartments:  
W 415 x D 290 x H 460 mm)

## Counter tec-art

A space saving oval counter, in steel with beech veneer top. The metal corpus of the counter has perforated holes in it, enabling the attachment of holders for brochures and literature DIN A4, DL. Larger posters can be attached using the poster pocket DIN A1 with magnetic strips. 5 x castors which are lockable are an optional extra. Material: Steel, powder coated, colour aluminium/silver.

2	Counter tec-art	W 900 x T 430 x H 1100 mm	# 6998
a	DIN A1 poster pocket	W 594 x H 840 mm	# 6947
b	DL brochure holder (set of 2)	filling depth: 33 mm	# 6941
c	DIN A4 Brochure Holder	filling depth: 33 mm (set of 2)	# 6940



tec-art



2


# Counter Genua



## Counter Genua

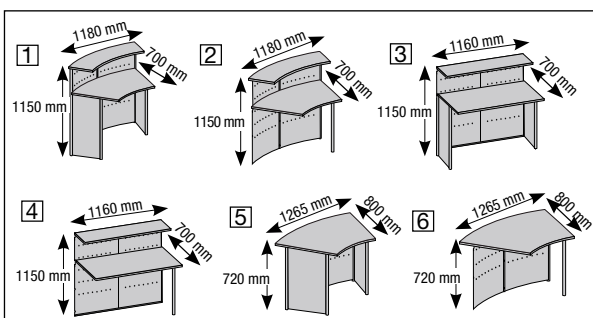
A compact add-on system counter, which offers many configurations and a variety of arrangements simply by placing the counters together. The optional pedestal with three smooth slide drawers and pen tray (pic. 7) is lockable. The metal front of the counter has perforated holes in it, enabling the attachment of holders for brochures and literature DIN A4, DL. Larger posters can be attached using the poster pocket DIN A1 with magnetic strips. Material: Steel powder coated, colour: aluminium/silver, counter top in beech veneer.

1	Basic Counter 45° (single positioning possible)	W 1180 x D 700 x H 1150 mm	# 3990
2	Extension counter 45°	W 1180 x D 700 x H 1150 mm	# 3991
3	Basic Counter straight (single positioning possible)	W 1160 x D 700 x H 1150 mm	# 3995
4	Extension straight	W 1160 x D 700 x H 1150 mm	# 3992
5	Basic work station 45° (single positioning possible)	W 1265 x D 800 x H 720mm	# 3994
6	Extension work station 45°	W 1265 x D 800 x H 720 mm	# 3993
7	Pedestal (3 drawers + 1 utensil drawer, lockable)	W 420 x D 600 x H 580 mm	# 3047




## Accessory:


8	DL brochure holder (set of 2), filling depth: 33 mm	# 6941
9	A4 brochure holder (set of 2), filling depth: 33 mm	# 6940
10	A1 poster pocket	W 594 x H 840 mm # 6947



Picture is an example of the brochures holder variations



# Counter Genua



# Reception desk *Atlantis*



# Atlantis

## Reception Desk with numerous configurations

Atlantis is a modular reception desk concept. The seven most popular configurations are shown on these pages. Behind the reception desk is a spacious work area with a depth of 80 cm, and a cable outlet. Steel construction together with wood in white, which has either a decorative front glass panel or front panel in anthracite. The front panels are decorated with stainless steel strips. An optional **LED lighting strip (110 cm long, Part-No: 3400)** is available and is assembled beneath the reception desktop.

If the Reception desk needs to be extended from 1-6 units, simply order an **Extension element (Glass Part-No: 3456 or anthracite Part-No: 3446)** these have a width of 1350 mm.

To complete the reception area, there is a **pedestal (Part-No: 4557)** with a depth 80 cm, for more storage space. The pedestal is lockable.





# Reception desk Atlantis



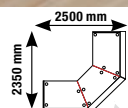
4.



Part-No: 3452 €



Part-No: 3442



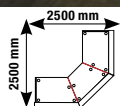
5.



Part-No: 3451



Part-No: 3441




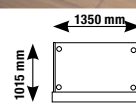
6.



Part-No: 3455



Part-No: 3445



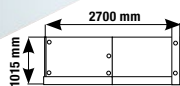
7.



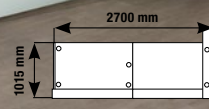
Part-No: 3457



Part-No: 3447



Extension element  
Glass Part-No: 3456  
Anthracite Part-No: 3446

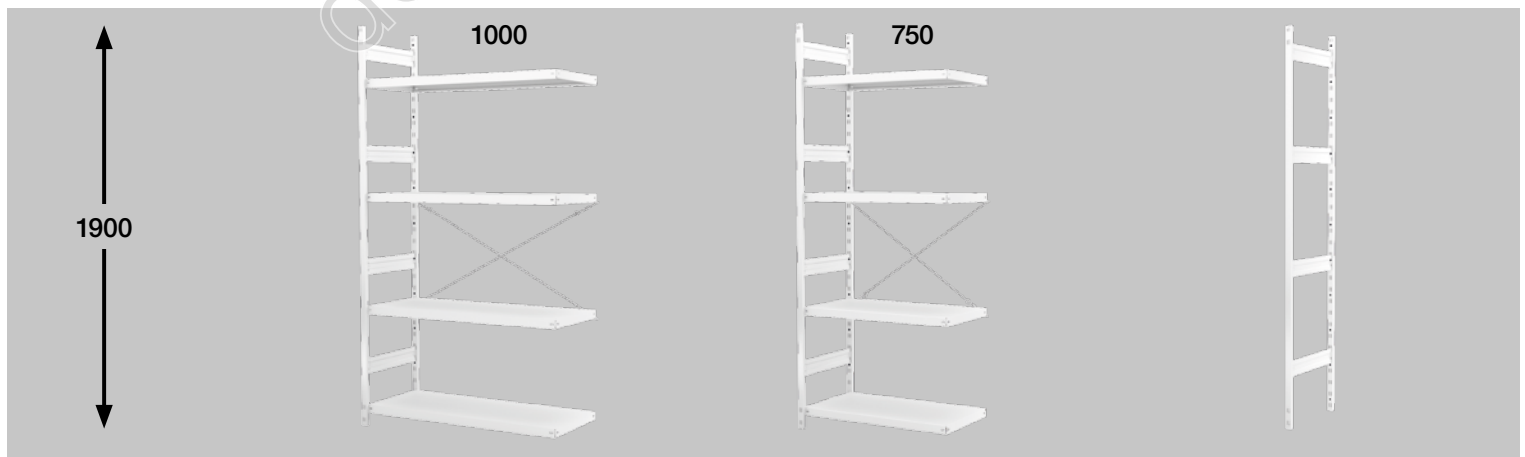


# Hygienic shelving Galva



## Galva *ideal for Gastronomy and Hotels*

Extremely stable slot assembly elements, with special powder coating. The zinc plating has a hygienic powder coated surface. This hygienic surface conforms to the all required standards, codes, regulations and laws for the storage of food (LFGB). Optimal use of available room space is achieved by a combination of 2 widths and 2 depth variants. Each shelf is adjustable in 59 mm steps. The uprights are supplied with lateral side securing metal strips. Load capacity (per shelf) 150 kg.




1900 mm high with 4 Shelves		Shelf width 1000 mm	Shelf width 750 mm	End vertical upright
400 Deep	white	Part-No: 2025	Part-No: 2026	Part-No: 2027
	€			
600 Deep	white	Part-No: 2031	Part-No: 2032	Part-No: 2033
	€			

# Hygienic shelving GalvaMed



## GalvaMed for stringent hygienic requirements

Ideal for all highly sensible health areas such as: Hospitals, Clinics, Laboratories, Nursing homes, Doctors surgeries and manufacturers of medicinal products. Is treated with a special anti-bacterial coating conforming to ISO 22196 combating against the inhibition and reemergence of bacteria. The antibacterial reduction value of this surface according to ISO 22196 against the strain of bacteria MRSA, Staphylococcus aureus, Pseudomonas aeruginosa and also against E-Coli bacteria is verified at 99,99%. This has been certified by the Independent Quality Laboratory Institute. Optimal use of available room space is achieved by a combination of 2 widths and 2 depth variants. Each shelf is adjustable in 59 mm steps. The uprights are supplied with lateral side securing metal strips. Load capacity (per shelf) 150 kg.



1900 mm high with 4 Shelves		Shelf width 1000 mm	Shelf width 750 mm	End vertical upright
400 Deep	white €	Part-No: 2035	Part-No: 2036	Part-No: 2037
600 Deep	white €	Part-No: 2040	Part-No: 2041	Part-No: 2042

# Design shelving *Topline*



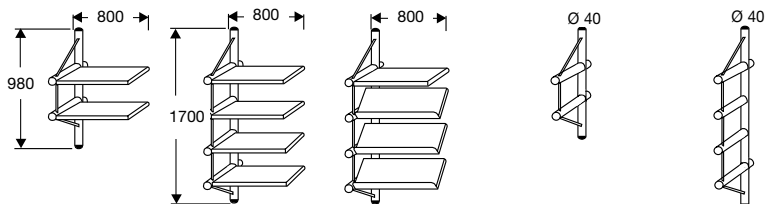
Illustration of smooth shelves

## Topline wall shelving

This sturdy wall shelving made of steel is extremely stable. The shelves are either perforated or have a smooth steel finish. The depth of the shelving is 300 mm with a loading capacity of 50 kg. For the presentation of brochures/literatures there are sloped shelves available with a 40 mm bottom edge. The shelving is powder-coated in aluminium silver.




Illustration with perforated shelves



### Wall shelving in 2 or 4 folder height

	Wall shelf W 800 2 shelves	Wall shelf W 800 4 shelves	Wall shelf W 800 1 shelf flat 3 shelves sloped	Final vertical support column for 2 shelves	Final vertical support column for 4 shelves
Smooth Shelves	# 2873	# 2875	# 2876	# 2773	# 2772
Punched Shelves	# 2793	# 2795	# 2796	# 2773	# 2772



# Design shelving *Topline*



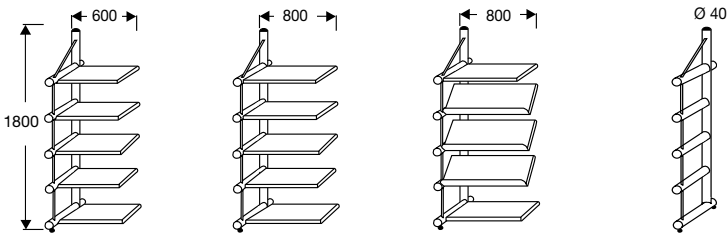
Illustration of punched shelves

## Topline floor standing shelving

A floor standing shelving in topline design, the shelves are either perforated or have a smooth steel finish. The depth of the shelving is 300 mm with a loading capacity of 50 kg. For the presentation of brochures/literatures there are sloped shelves available with a 40 mm bottom edge. There is also an optional cabinet, which fits into the chosen shelf area. The shelving is powder-coated in aluminium silver.



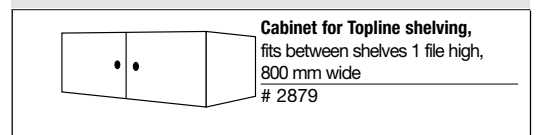
Illustration of smooth shelves



### Topline with 5 shelves

Shelving W 600 5 shelves	Shelving W 800 5 shelves	Shelving W 800 2 shelves (flat) 3 sloped shelves	Final vertical support column for 5 shelves
# 2870	Nr. 2871	# 2872	# 2770
# 2780	Nr. 2781	# 2782	# 2770

### Cabinet



Smooth Shelves

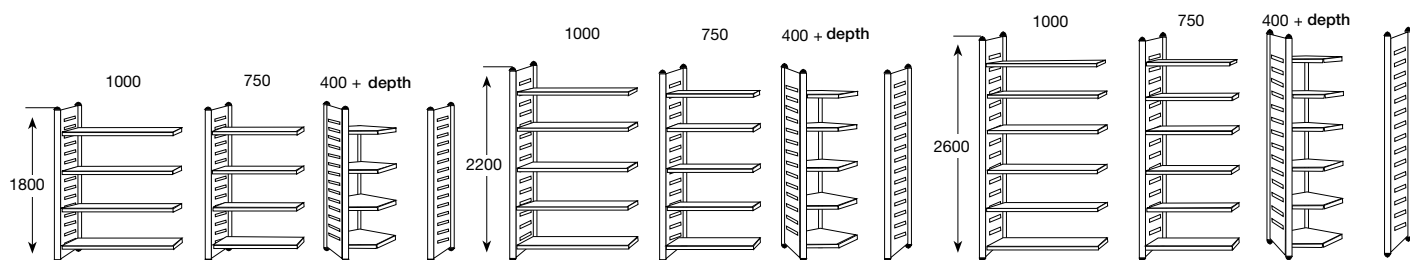
Punched Shelves

# Design shelving M2



## Extremely stable with a high load capacity.

This modern designed racking system M2, is extremely stable with a high load capacity. By utilizing the corner racks and the combination of widths from 1000 and 750 mm allows optimal usage of all available space. The shelving is light grey in colour (RAL 7035) and is available in three depths of 400, 500 and 600 mm. Each shelf has a 40 mm edge, and the shelves can be adjusted in height in 86 mm steps by simply slotting into the next side column slit. The side columns (horizontal elements) are constructed of round metal tubing ( $\varnothing$  40 mm) with welded side panels, which are powder coated in aluminium silver, (similar to RAL 9006) colour. Three heights are available: 1800, 2200 and 2600 mm.



	1800 mm with 4 shelves				2200 mm with 5 shelves				2600 mm with 6 shelves			
	Shelf unit W 1000	Shelf unit W 750	Corner unit 400+ depth	Final support column	Shelf unit W 1000	Shelf unit W 750	Corner unit 400+ depth	Final vertical support column	Shelf unit W 1000	Shelf unit W 750	Corner unit 400+ depth	Final vertical support column
D=400	5802	5806	5810	5826	5830	5834	5838	5854	5858	5862	5866	5882
D=500	5803	5807	5811	5827	5831	5835	5839	5855	5859	5863	5867	5883
D=600	5804	5808	5812	5828	5832	5836	5840	5856	5860	5864	5868	5884

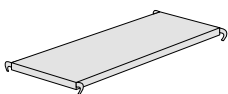
# Design shelving M2



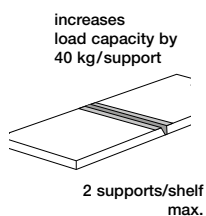
Extension unit = W 750 × H 1800 mm  
 \*\* Final vertical support column required for end of unit

**Load capacity** per shelf 120kg  
 With shelf supports max 200kg  
**Load capacity per complete shelf unit** 1000kg  
 Width per shelf unit = Quoted width + 40mm (final column support)

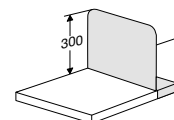
**Safety advice:**  
 Shelving with a height/depth ratio of > 5:1 must be secured to the floor or wall



	Additional shelves		
	W 1000	W 750	Corner
D=400	5900	5905	5910
D=500	5901	5906	5911
D=600	5902	5907	5912



	shelf supports
D=400	5987
D=500	5988
D=600	5989



	movable shelf divider
D=400	5964
D=500	5965
D=600	5966

# Office shelving Progress 500

## Office shelving PROGRESS 500

- Made of high quality steel
- An extremely stable slot-in system assembly
- Additional door assemblies in light grey or graphite
- All shelving is designed for file height
- Complete with floor plinths
- 2 width variants for optimal room usage
- Square steel profile vertical columns with smooth front edging
- Shelves have a 30 mm edge and are adjustable in steps of 59 mm
- Powder coated in light grey RAL 7035 colour
- Width per rack = quoted width + 30 mm (vertical column)



## Complete shelves

Carrying capacity per shelf: 300/400 deep 60 kg, 600 deep 80 kg

Load capacity per unit: 500 kg

Shelves without rear wall				Shelves with rear wall											
		H 1900 mm with 6 shelves = 5 levels		H 2250 mm with 7 shelves = 6 levels		H 2600 mm with 8 shelves = 7 levels				H 1900 mm with 6 shelves = 5 levels		H 2250 mm with 7 shelves = 6 levels		H 2600 mm with 8 shelves = 7 levels	
Width mm	Depth mm	Base shelf	Extension	Base shelf	Extension	Base shelf	Extension	Base shelf	Extension	Base shelf	Extension	Base shelf	Extension	Base shelf	Extension
960	300 €	9400	9450	9401	9451	9402	9452	9412	9462	9413	9463	9414	9464		
	400 €	9403	9453	9404	9454	9405	9455	9415	9465	9416	9466	9417	9467		
	600 €	9409	9459	9410	9460	9411	9461	9421	9471	9422	9472	9423	9473		
750	300 €	9500	9550	9501	9551	9502	9552	9512	9562	9513	9563	9514	9564		
	400 €	9503	9553	9504	9554	9505	9555	9515	9565	9516	9566	9517	9567		
	600 €	9509	9559	9510	9560	9511	9561	9521	9571	9522	9572	9523	9573		

## Shelving units for double-sided use



## Accessories:

<b>1 Side support</b>		
Depth mm		€
300	8406	
400	8407	
600	8408	
<b>2 Fixed divider for 600 mm deep shelves</b>		
Depth mm	Width 960 mm	Width 750 mm
600	5937	5936
€		
<b>3 Divider movable</b>		
Depth mm		Preis €
300	8719	
400	8446	
600	8472	

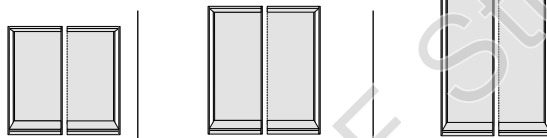


# Office shelving Progress 500



Shelving frame without shelves for individual configuration.

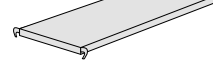
Shelving frame with rear wall, without shelves, for individual configuration



		H 1900 mm with top and bottom shelf		H 2250 mm with top and bottom shelf		H 2600 mm with top and bottom shelf	
Width mm	Depth mm	Base rack	Add-on	Base rack	Add-on	Base rack	Add-on
960	300	9436	9486	9437	9487	9438	9488
	€						
	400	9439	9489	9440	9490	9441	9491
	€						
	600	9445	9495	9446	9496	9447	9497
	€						
750	300	9536	9586	9537	9587	9538	9588
	€						
	400	9539	9589	9540	9590	9541	9591
	€						
	600	9545	9595	9546	9596	9547	9597
	€						

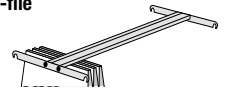
## Accessories:

Shelves for individual configuration or as additional items



Depth mm	Width in mm	
	960	750
300	8400	8401
€		
400	8417	8418
€		
600	8424	8425
€		

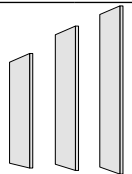
Hanging-file support



Depth mm	Width 960 mm	Width 750 mm
400	5426	5425
€		

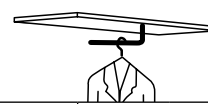
Vertical side facia

for shelf unit end



Depth mm	Width mm		
	1900	2250	2600
300	8403	8409	8410
€			
400	8413	8411	8412
€			
600	8437	8438	8439
€			

Wardrobe rail with hat/storage shelf, width 750mm



Depth mm	€	
300	5413	
400	5414	

Examples of configurations, for shelving frames with a height 2250 mm



Shelving frame unit  
5 shelves  
1 Vertical side facia



Shelving frame unit  
6 hanging file supports

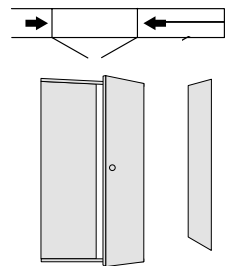


Shelving frame unit  
5 shelves  
1 set of doors  
2 inside facia panels



Shelving frame unit  
1 shelf  
1 vertical side facia  
1 wardrobe rail  
1 set of doors

Pair of doors H 1900 mm



Vertical inside facia panel for units with doors

Doors Color	Width mm	
	960	750
Light-grey	8414	8435
anthracite	8490	8489
€		

Depth mm	Preis €	
	300	8415
400	8416	
600	8426	

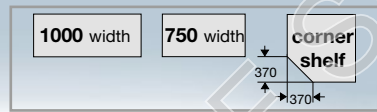
# Office shelving Progress 2000

## Office shelving PROGRESS 2000

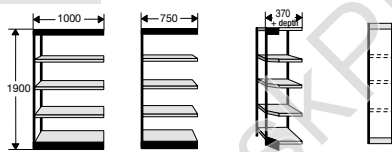
Extremely stable steel office shelving ...

- An extremely stable slot-in easy assembly system
- Optimal use of space by utilizing the corner shelving and two available widths of 750 and 1000 mm
- Shelves are adjustable in steps of 59 mm
- High quality powder coated in either black (RAL 9011) silver (RAL 9006) or light grey RAL 7035)
- Load capacity per shelf.  
for 300–400 depth: 100 kg  
for 500–600 depth: 120 kg  
with shelf supports: 200 kg
- Load capacity per shelving unit: 1000 kg
- Width per shelving unit = width + 30 mm (vertical support column width)

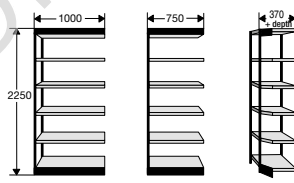
Shelving unit external dimensions:  
Depth = shelf depth + 40 mm  
Width = unit width + 30 mm  
Depth (corner unit) = 370 mm + 30 mm  
The width of a corner unit is 505 mm



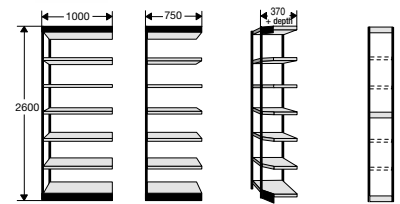
### Shelves without rear wall



H 1900 mm with 5 shelves



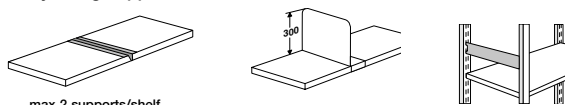
H 2250 mm with 6 shelves



H 2600 mm with 7 shelves

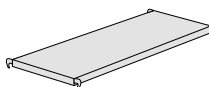
	Frame-color	Shelves without rear wall			Shelves with rear wall								
		Shelf unit W 1000	Shelf unit W 750	Corner shelf 370 + depth	Final vertical support	Shelf unit W 1000	Shelf unit W 750	Corner shelf 370 + depth	Final vertical support				
<b>D 300</b>	black	2111	2115	2181	2088	2131	2135	2185	2092	2151	2155	2189	2096
<b>D 300</b>	silver	2900	2904	2908	2010	2912	2916	2920	2014	2924	2928	2932	2018
<b>D 400</b>	black	2112	2116	2182	2089	2132	2136	2186	2093	2152	2156	2190	2097
<b>D 400</b>	silver	2901	2905	2909	2011	2913	2917	2921	2015	2925	2929	2933	2019
<b>D 500</b>	black	2113	2117	2183	2090	2133	2137	2187	2094	2153	2157	2191	2098
<b>D 500</b>	silver	2902	2906	2910	2012	2914	2918	2922	2016	2926	2930	2934	2020
<b>D 600</b>	black	2114	2118	2184	2091	2134	2138	2188	2095	2154	2158	2192	2099
<b>D 600</b>	silver	2903	2907	2911	2013	2915	2919	2923	2017	2927	2931	2935	2021

Increases load capacity by 40 kg/support

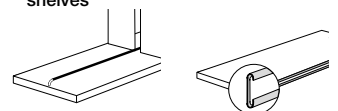


max 2 supports/shelf

### Additional shelves



available for 600 mm deep shelves



Depth	Shelf support	Movable divider	Side support
300	5963	5963	8406
400	5987	5964	8407
500	5988	5965	8476
600	5989	5966	8408

Depth	W 1000	W 750	Corner shelves
300	5943	5947	5957
400	5944	5948	5958
500	5945	5949	5959
600	5946	5950	5960

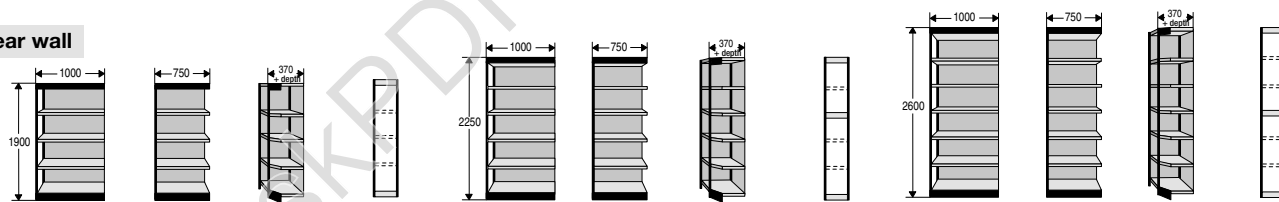
Shelf divider	Inscription rail
W 1000	transparent plastic, self-adhesive with white cardboard
5938	
W 750	
5936	5133

# Office shelving Progress 2000



## Shelves with rear wall

(see Fig. on previous side of catalogue – without rear wall)



H 1900 with rear wall and 5 shelves


H 2250 with rear wall and 6 shelves

H 2600 with rear wall and 7 shelves

	Frame-color	Shelf unit W 1000	Shelf unit W 750	Corner shelf 370 + depth	Final vertical support	Shelf unit W 1000	Shelf unit W 750	Corner shelf 370 + depth	Final vertical support	Shelf unit W 1000	Shelf unit W 750	Corner shelf 370 + depth	Final vertical support
D 300	black	2211	2215	2281	2088	2231	2235	2285	2092	2251	2255	2289	2096
D 300	silver	2800	2804	2808	2010	2812	2816	2820	2014	2824	2828	2832	2018
D 400	black	2212	2216	2282	2089	2232	2236	2286	2093	2252	2256	2290	2097
D 400	silver	2801	2805	2809	2011	2813	2817	2821	2015	2825	2829	2833	2019
D 500	black	2213	2217	2283	2090	2233	2237	2287	2094	2253	2257	2291	2098
D 500	silver	2802	2806	2810	2012	2814	2818	2822	2016	2826	2830	2834	2020
D 600	black	2214	2218	2284	2091	2234	2238	2288	2095	2254	2258	2292	2099
D 600	silver	2803	2807	2811	2013	2815	2819	2823	2017	2827	2831	2835	2021

## Accessories:

Depth	Vertical Side Panel H 1900 mm	H 2250 mm	H 2600 mm
300	8403	8409	8410
400	8413	8411	8412
500	8460	8467	8468
600	8437	8438	8439



# Cantilever shelving *Univers*



## Continuous cantilever shelving Slot-in assembly.

These cantilever shelving units are quick and easy to erect due to the simple slot-in assembly system. The individual shelves can be easily changed and varied. The height of shelves is variable in 16 mm steps. Files of varying depths and construction can be easily stored. The combination of the varying widths available of 1000 and 750 mm allows optimal usage of room space. All components are of high quality steel with a polyester coating except for the cabinets which are E1-wood and have melamine coated surfaces.

Shelving colour: light grey RAL 7035

		Complete shelves one-sided				Complete shelves double-sided			
		H 2000 mm with 5 shelves		H 2250 mm with 6 shelves		H 2000 mm with 2 x 5 shelves		H 2250 mm with 2 x 6 shelves	
Width	Depth	Shelving unit	Extension shelving	Shelving unit	Extension shelving	Shelving unit	Extension shelving	Shelving unit	Extension shelving
1000	250	8802	8803	8575	8576	8742	8943	8591	8592
	300	8812	8813	8577	8578	8852	8853	8593	8594
	400	8822	8823	8579	8580	8862	8763	8595	8596
	500	8832	8833	8581	8582	8872	8873	8597	8598
	250	8808	8809	8583	8584	8848	8849	8790	8791
750	300	8818	8819	8585	8586	8858	8859	8792	8793
	400	8828	8829	8587	8588	8868	8869	8794	8795
	500	8838	8839	8589	8590	8778	8779	8796	8797

<p>① Shelf with side supports</p> <table border="1"> <thead> <tr> <th>Depth</th> <th>W 1000 mm</th> <th>W 750 mm</th> </tr> </thead> <tbody> <tr><td>250</td><td>8770</td><td>8976</td></tr> <tr><td>300</td><td>8771</td><td>8977</td></tr> <tr><td>400</td><td>8772</td><td>8978</td></tr> <tr><td>500</td><td>8773</td><td>8979</td></tr> </tbody> </table>	Depth	W 1000 mm	W 750 mm	250	8770	8976	300	8771	8977	400	8772	8978	500	8773	8979	<p>② Shelf with support bracket</p> <table border="1"> <thead> <tr> <th>Depth</th> <th>W 1000 mm</th> <th>W 750 mm</th> </tr> </thead> <tbody> <tr><td>250</td><td>8911</td><td>8926</td></tr> <tr><td>300</td><td>8912</td><td>8927</td></tr> <tr><td>400</td><td>8913</td><td>8928</td></tr> <tr><td>500</td><td>8914</td><td>8929</td></tr> </tbody> </table>	Depth	W 1000 mm	W 750 mm	250	8911	8926	300	8912	8927	400	8913	8928	500	8914	8929	<p>③ Bottom shelf with side supports</p> <table border="1"> <thead> <tr> <th>Depth</th> <th>W 1000 mm</th> <th>W 750 mm</th> </tr> </thead> <tbody> <tr><td>350</td><td>8635</td><td>8636</td></tr> <tr><td>500</td><td>8737</td><td>8638</td></tr> </tbody> </table>	Depth	W 1000 mm	W 750 mm	350	8635	8636	500	8737	8638	<p>④ Bottom shelf with front fascia</p> <table border="1"> <thead> <tr> <th>Depth</th> <th>W 1000 mm</th> <th>W 750 mm</th> </tr> </thead> <tbody> <tr><td>350</td><td>8646</td><td>8647</td></tr> <tr><td>500</td><td>8648</td><td>8649</td></tr> </tbody> </table>	Depth	W 1000 mm	W 750 mm	350	8646	8647	500	8648	8649	<p>⑤ Sloped shelf 45° with 60-mm edge</p> <table border="1"> <thead> <tr> <th>Depth</th> <th>W 1000 mm</th> <th>W 750 mm</th> </tr> </thead> <tbody> <tr><td>300</td><td>8761</td><td>8863</td></tr> </tbody> </table>	Depth	W 1000 mm	W 750 mm	300	8761	8863
Depth	W 1000 mm	W 750 mm																																																								
250	8770	8976																																																								
300	8771	8977																																																								
400	8772	8978																																																								
500	8773	8979																																																								
Depth	W 1000 mm	W 750 mm																																																								
250	8911	8926																																																								
300	8912	8927																																																								
400	8913	8928																																																								
500	8914	8929																																																								
Depth	W 1000 mm	W 750 mm																																																								
350	8635	8636																																																								
500	8737	8638																																																								
Depth	W 1000 mm	W 750 mm																																																								
350	8646	8647																																																								
500	8648	8649																																																								
Depth	W 1000 mm	W 750 mm																																																								
300	8761	8863																																																								
<p>⑩ Moveable divider</p> <table border="1"> <thead> <tr> <th>Depth</th> <th>W 1000 mm</th> </tr> </thead> <tbody> <tr><td>250</td><td>8658</td></tr> <tr><td>300</td><td>8719</td></tr> <tr><td>400</td><td>8446</td></tr> <tr><td>500</td><td>8621</td></tr> </tbody> </table>	Depth	W 1000 mm	250	8658	300	8719	400	8446	500	8621	<p>⑪ Clip</p> <table border="1"> <thead> <tr> <th>Depth</th> <th>W 1000 mm</th> </tr> </thead> <tbody> <tr><td>250</td><td>5191</td></tr> <tr><td>300</td><td>5192</td></tr> </tbody> </table>	Depth	W 1000 mm	250	5191	300	5192	<p>⑫ End support for wall protection Shelf file rail, for wall protection</p> <table border="1"> <thead> <tr> <th>W 1000 mm</th> <th>W 750 mm</th> </tr> </thead> <tbody> <tr><td>8765</td><td>8766</td></tr> </tbody> </table>	W 1000 mm	W 750 mm	8765	8766	<p>⑬ Shelf insert</p> <table border="1"> <thead> <tr> <th>W 1000 mm</th> <th>W 750 mm</th> </tr> </thead> <tbody> <tr><td>8920</td><td>8921</td></tr> </tbody> </table>	W 1000 mm	W 750 mm	8920	8921	<p>⑭ Shelf box – with 60-mm high front edge</p> <table border="1"> <thead> <tr> <th>Depth</th> <th>W 1000 mm</th> </tr> </thead> <tbody> <tr><td>300</td><td>8708</td></tr> </tbody> </table>	Depth	W 1000 mm	300	8708	<p>⑮ Shelf box – with 130-mm high front edge</p> <table border="1"> <thead> <tr> <th>Depth</th> <th>W 1000 mm</th> </tr> </thead> <tbody> <tr><td>300</td><td>8709</td></tr> </tbody> </table>	Depth	W 1000 mm	300	8709																					
Depth	W 1000 mm																																																									
250	8658																																																									
300	8719																																																									
400	8446																																																									
500	8621																																																									
Depth	W 1000 mm																																																									
250	5191																																																									
300	5192																																																									
W 1000 mm	W 750 mm																																																									
8765	8766																																																									
W 1000 mm	W 750 mm																																																									
8920	8921																																																									
Depth	W 1000 mm																																																									
300	8708																																																									
Depth	W 1000 mm																																																									
300	8709																																																									

# Cantilever shelving *Univers*



**Shelving vertical supports**

Max. load per shelf: up to 300 mm deep **80 kg**  
 from 400mm deep **100 kg**

Max. load per shelf unit  
 One-sided **400 kg**

Double-sided **800kg**

Individual combination items:		Single sided shelving		Double sided shelving	
Depth		Shelving unit frame	Extension shelving frame	Shelving unit frame	Extension shelving frame
1000	H 2000 mm	8704	8705	8734	8735
	H 2250 mm	8706	8707	8736	8937
	H 2500 mm	8908	8909	8738	8739
750	H 2000 mm	8716	8917	8746	8747
	H 2250 mm	8918	8919	8948	8749
	H 2500 mm	8720	8721	8750	8751

**Side mounted reading panel**

Melamine-covered desk top  
 W 500 x D 300 mm

8696

Max. load per shelf: 25kg  
 Total: 75kg

**Book trolley - 3 levels**

with central divider,  
 rubber castors Ø 125 mm  
 W 900 x D 600 x H 1100 mm

8697

⑥

**Shelf with slide flaps**  
 Flaps are 230 mm wide with transparent foil

Depth W 1000 mm

300	8743
-----	------

⑦

**Hanging-file support**

Depth	W 1000 mm
Leitz/Elba	
300	8980

⑧

**Slideable hanging file frame**  
 For stability only 1 per shelf unit

Depth	W 1000 mm
400	8676

⑨

**Telescopic shelf**  
 Shelf with side supports and pull out shelf

Depth	W 1000 mm
300	8677

For safety reasons, shelves that are higher than 2 metres must be secured to either the wall or ceiling.

Wall connector	Ceiling connector
5087	8924

⑬

**Dividers for shelf box**

Guiders set (2 pcs)	8930
Divider 95 high	8938
Divider 130 high	8939

⑰

**Sliding-door cabinet**  
 1 x height adjustable shelf; cabinet with cylindrical lock

Depth	W 1000 mm
400	3189

⑱

**Header unit without lighting**

Depth	W 1000 mm	W 750 mm
500	8971	8972

**With lighting** incl. 15 W fluorescent Lamp and electrical connections

500	8973	8974
-----	------	------

⑲

**Accessories**

Lateral clip	8934
Corridor sign right	8970
Corridor sign left	8989

Shelf vertical upright connector, please Quote the exact length required

Vertical upright connector per metre	8688
--------------------------------------	------

**Inscription rail**  
 Transparent plastic, self-adhesive, with white cardboard

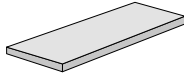
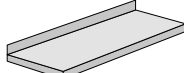

per metre	5133
-----------	------

# Library shelving *Libra*

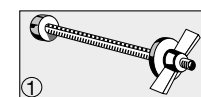


## Libra

Library shelving in a modern design with numerous variation possibilities. A feature of the construction are the light but very stable 3 round steel tubular vertical upright profiles, with diagonal welded metal stabilisers. All parts are powder coated in black RAL 9011, the frame has adjusting screws enabling a stable level assembly. The uprights have slots in them at 20 mm intervals for the fixture of the shelves. The individual shelves are available in E1 grade wood with melamine surfaces in beech, or steel shelves powder coated in light grey RAL 7035 colour. The shelves are available with a 90° edge which is 40 mm high.

	<b>Steel Shelf</b> in light grey without 90° edge	<b>Depth</b> 250 <b>Depth</b> 300
	<b>Steel Shelf</b> in light grey with 90° edge	<b>Depth</b> 250 <b>Depth</b> 300
	<b>Wooden shelf</b> Beech veneer with 90° edge	<b>Depth</b> 250 <b>Depth</b> 300

Load capacity per shelf: 60 kg  
Load capacity per unit: 400 kg  
Total width of shelf unit = width quoted + 15 mm/shelf + 40 mm



**Unit securing kit**  
for securing together  
two units back to back  
(6 x pcs) 1185

### Additional items

<b>Steel shelves</b> without edge	<b>D 250</b> <b>D 300</b>
<b>Steel shelves</b> with edge	<b>D 250</b> <b>D 300</b>
<b>Wooden shelves</b> with edge	<b>D 250</b> <b>D 300</b>


# Library shelving *Libra*



Slot-in information fascia panel  
100 mm high.

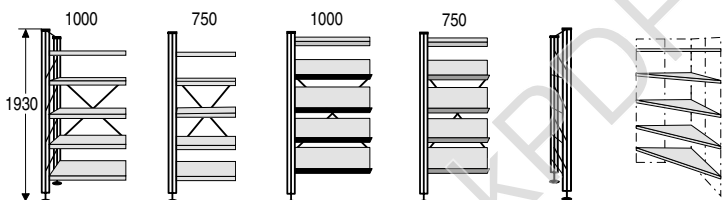


Normal shelves and angled shelves are  
adjustable in height in 20 mm intervals.



External corner shelves for double sided units.  
(at 90° to each other). The wooden shelves  
have a rounded edge (see previous page) the  
steel shelves have a straight edge.

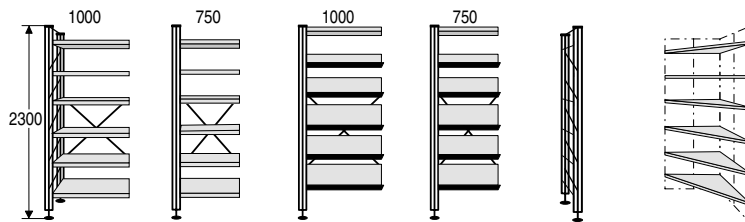
Shelving in 2 width options, utilizing room space.  
Combined in width range steps of 250 mm.



H 1930 mm, complete with shelves

1	2	3	4	5	6
<b>Shelf unit W 1000</b> 1 support 5 shelves	<b>Shelf unit W 750</b> 1 support 5 shelves	<b>Shelf unit W 1000</b> 1 support 1 shelf 4 sloped shelves	<b>Shelf unit W 750</b> 1 support 1 shelf 4 sloped shelves	<b>Vertical end support column</b> for the end of the row	<b>External corner unit</b> for doublesided racks 2 x depth + 60 mm

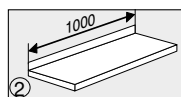
1410	1411	-	-	1118	1119
1430	1431	1432	1433	1138	1139
1210	1211	-	-	1118	1119
1230	1231	1232	1233	1138	1139
1310	1311	-	-	1118	1319
1330	1331	1332	1333	1138	1339



H 2300 mm complete with shelves.

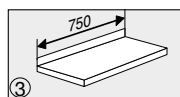
7	8	9	10	11	12
<b>Shelf unit W 1000</b> 1 support 6 shelves	<b>Shelf unit W 750</b> 1 support 6 shelves	<b>Shelf unit W 1000</b> 1 support 1 shelf 5 sloped shelves	<b>Shelf unit W 750</b> 1 support 1 shelf 5 sloped shelves	<b>Vertical end support column</b> for the end of the row	<b>External corner unit</b> for doublesided racks 2 x depth + 60 mm

1420	1421	-	-	1128	1129
1440	1441	1442	1443	1148	1149
1220	1221	-	-	1128	1129
1240	1241	1242	1243	1148	1149
1320	1321	-	-	1128	1329
1340	1341	1342	1343	1148	1349



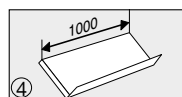
**Additional shelf  
W 1000 mm**

1197
1293
1290
1295
1390
1395



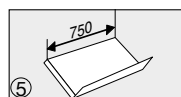
**Additional shelf  
W 750 mm**

1198
1294
1291
1296
1391
1396



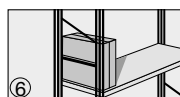
**Add. angled shelf  
W 1000 mm**

1297
1297
1397



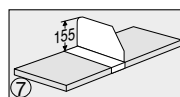
**Add. angled shelf  
W 750 mm**

1298
1298
1398



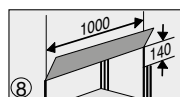
**Additional side  
support**

1182
1183
1182
1183
1182
1183



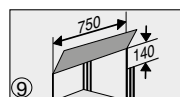
**Movable divider  
Inscribable**

1194
1199
1194
1199
1394
1399



**Facia panel  
W 1000 mm**

1180
1180
1180
1180



**Facia panel  
W 750 mm**

1181
1181
1181
1181

# Storage shelving *Stora 100*

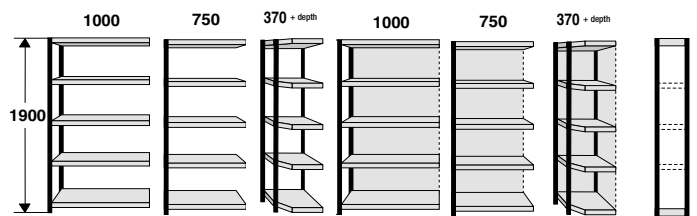
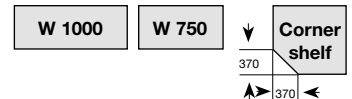


## STORA 100

Medium construction for load capacity up to 100 kg \*

Extremely stable slot assembly elements, the use of corner units and combination of 1000 and 750 mm wide shelving allows optimal usage of room space. Available in 3 different heights and 4 depth ranges, either with or without rear walls, and upright side panel fascia. Frame uprights are steel box section with smooth front surfaces. Shelves have a 40 mm edging for greater stability and are height adjustable in 59 mm steps. Load capacity per shelf 100 kg. All parts are polyester powder coated, in the following colour combinations, black RAL 9011 and light grey RAL 7035 or silver RAL 9006 and light grey RAL 7035.

Width of shelving unit = Quoted dimension + 30 mm, and additional 10 mm per  
Depth of unit = Quoted dimension + 40 mm



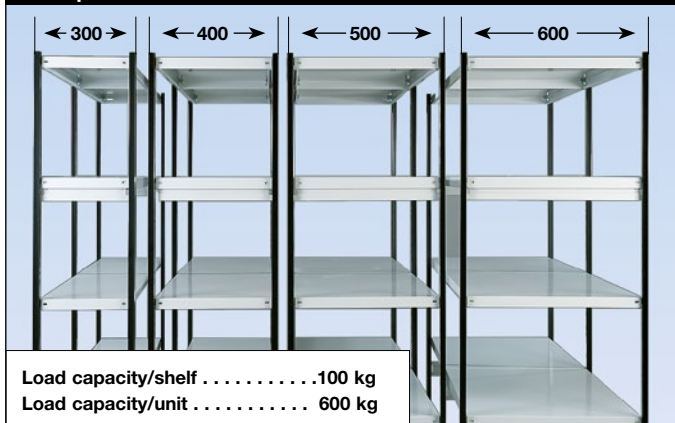
H 1900 mm with 5 shelves

with rear wall



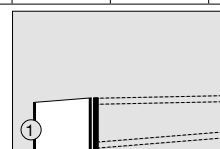
Also available in silver/light grey

4 depths available:

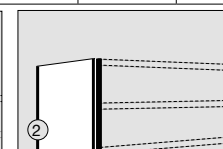


		Shelving unit W 1000	Shelving unit W 750	Corner unit 370 + depth	Shelving unit W 1000 with rear wall	Shelving unit W 750 with rear wall	Corner unit 370 + depth with rear wall	Vertical end support
D 300	black/light-grey	2401	2405	2409	2413	2417	2421	2425
	silver/light-grey	2485	2486	2487	2537	2538	2539	2488
	€							
D 400	black/light-grey	2402	2406	2410	2414	2418	2422	2426
	silver/light-grey	2619	2620	2621	2540	2541	2542	2622
	€							
D 500	black/light-grey	2403	2407	2411	2415	2419	2423	2427
	silver/light-grey	2639	2640	2641	2543	2544	2545	2642
	€							
D 600	black/light-grey	2404	2408	2412	2416	2420	2424	2428
	silver/light-grey	2659	2660	2661	2550	2551	2552	2662
	€							

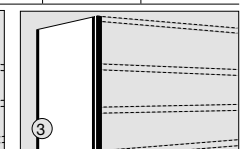
Side fascia panels for vertical uprights.



Side fascia H 1900



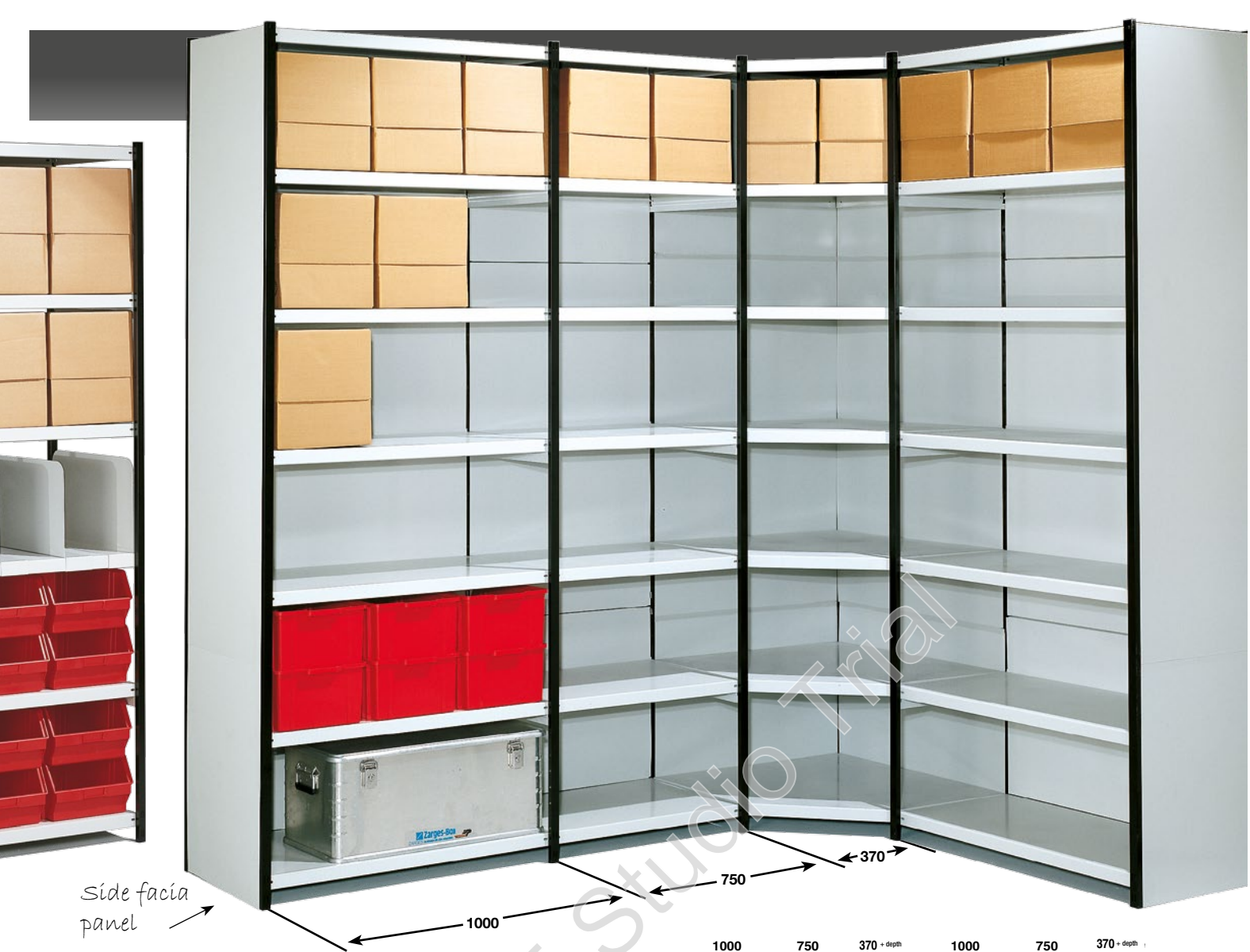
Side fascia H 2250



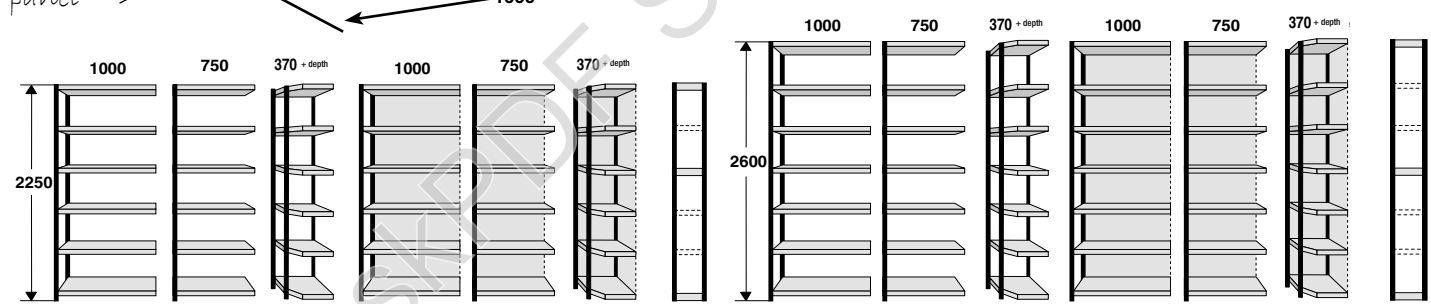
Side fascia H 2600

	Side fascia H 1900	Side fascia H 2250	Side fascia H 2600
D 300	8403	8409	8410
D 400	8413	8411	8412
D 500	8460	8467	8468
D 600	8437	8438	8439





side facia panel



H 2250 mm with 6 shelves

with rear wall

H 2600 mm with 7 shelves

with rear wall

		H 2250 mm with 6 shelves			with rear wall			Vertical end support	H 2600 mm with 7 shelves			with rear wall			Vertical end support
		Shelving unit W 1000	Shelving unit W 750	Corner unit 370 + depth	Shelving unit W 1000 with rear wall	Shelving unit W 750 with rear wall	Corner unit 370 + depth with rear wall		Shelving unit W 1000	Shelving unit W 750	Corner unit 370 + depth	Shelving unit W 1000 with rear wall	Shelving unit W 750 with rear wall	Corner unit 370 + depth with rear wall	
D 300	black/light-grey	2429	2433	2437	2441	2445	2449	2453	2457	2461	2465	2469	2473	2477	2481
	silver/light-grey	2490	2491	2492	2560	2561	2562	2493	2495	2496	2497	2595	2596	2597	2498
	€														
D 400	black/light-grey	2430	2434	2438	2442	2446	2450	2454	2458	2462	2466	2470	2474	2478	2482
	silver/light-grey	2623	2624	2625	2563	2564	2565	2626	2627	2628	2629	2598	2599	2600	2630
	€														
D 500	black/light-grey	2431	2435	2439	2443	2447	2451	2455	2459	2463	2467	2471	2475	2479	2483
	silver/light-grey	2643	2644	2645	2566	2567	2568	2646	2647	2648	2649	2601	2602	2603	2650
	€														
D 600	black/light-grey	2432	2436	2440	2444	2448	2452	2456	2460	2464	2468	2472	2476	2480	2484
	silver/light-grey	2663	2664	2665	2590	2591	2592	2666	2667	2668	2669	2604	2605	2606	2670
	€														

Additional items	Shelf W 1000	Shelf W 750	Corner shelf	Movable divider	Side support	Inscription rail
D 300	5943	5947	5957	5963	8406	transparent plastic, self-adhesive, with white cardboard
D 400	5944	5948	5958	5964	8407	
D 500	5945	5949	5959	5965	8476	
D 600	5946	5950	5960	5966	8408	5133

# Storage shelving Status

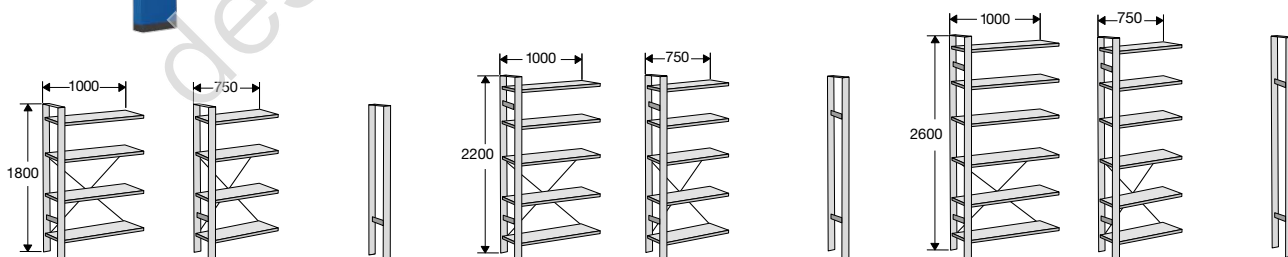
Upright supports  
in blue or alusilver  
colour

## Storage shelving Status

A highly stable and sturdy shelving system. Each single unit has a load capacity of 750 kg. The load capacity of each shelf is 100-150 kg. A combination of 1000 and 750 mm widths enable optimal room space utilization. Stable square box section uprights in alusilver or blue colour. The shelves in light grey with a 40 mm edge. The shelves are adjustable in height in steps of 92 mm, enabling flexibility depending on what you wish to store. These units are available in 3 heights (1800, 2200, and 2600 mm) and 4 depths (300, 400, 500 and 600 mm).

### Load capacity of shelves:

- Depth 300 und 400 mm = 100 kg each
- Depth 500 und 600 mm = 120 kg each
- With 1 shelf support = + 30 kg

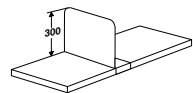
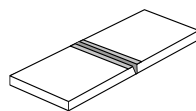
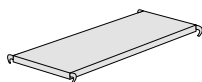


	Height 1800 mm with 4 shelves			Height 2200 mm with 5 shelves			Height 2600 mm with 6 shelves			
	depth mm	Shelf W 1000 mm	Shelf W 750 mm	Vertical end support	Shelf W 1000 mm	Shelf W 750 mm	End support	Shelf W 1000 mm	Shelf W 750 mm	Vertical end support
alusilver	300	# 7116	# 7117	# 7140	# 7126	# 7127	# 7141	# 7136	# 7137	# 7142
blue	300	# 7260	# 7264	# 7268	# 7272	# 7276	# 7280	# 7284	# 7288	# 7292
alusilver	400	# 7110	# 7113	# 7101	# 7120	# 7123	# 7104	# 7130	# 7133	# 7107
blue	400	# 7261	# 7265	# 7269	# 7273	# 7277	# 7281	# 7285	# 7289	# 7293
alusilver	500	# 7111	# 7114	# 7102	# 7121	# 7124	# 7105	# 7131	# 7134	# 7108
blue	500	# 7262	# 7266	# 7270	# 7274	# 7278	# 7282	# 7286	# 7290	# 7294
alusilver	600	# 7112	# 7115	# 7103	# 7122	# 7125	# 7106	# 7132	# 7135	# 7109
blue	600	# 7263	# 7267	# 7271	# 7275	# 7279	# 7283	# 7287	# 7291	# 7295

# Storage shelving *Status*



## Accessories:



	Additional shelf		Shelf support (max. 1 per shelf) ↑ Increase in carrying capacity/shelf: 30 kg (to be stuck underneath the shelf)	Movable shelf dividers H 300 mm
	W 1000 mm	W 750 mm		
D 300	# 7170	# 7174		# 5963
D 400	# 7171	# 7175	# 5987	# 5964
D 500	# 7172	# 7176	# 5988	# 5965
D 600	# 7173	# 7177	# 5989	# 5966

# Information signs & Trolleys



## Information signs "Daily"

These signs have a steel frame powder coated in aluminium/silver colour, with a transparent acrylic sheet at the front. Contents are easily changed by simply pulling the information sheet out from between the acrylic sheet and frame, and sliding a new one in.

Daily DIN A4 W 255 x D 20 x H 340 mm (set of 2)  
# 6500

Daily DIN A3 W 350 x D 20 x H 470 mm  
# 6499

DIN A3

DIN A4



1 Serving trolley

Stable steel construction with 3 shelves.  
Colour: chrome/aluminium silver.  
Dimensions: W 700 x D 400 x H 840 mm.

Serving trolley Artline # 3371



2 office trolley

with 2 shelves for files.  
Colour: chrome/aluminium silver.  
Dimension: W 700 x D 400 x H 840 mm.

office trolley Artline # 3110



3 File-Trolley Artline I

With 2 sliding Drawers for hanging-files.  
Colour: chrome/aluminium silver.  
Dimension: W 815 x D 435 x H 800 mm.

File-Trolley Artline II # 3132